

## PRO MAX 70W 5V 14A

**Weidmüller Interface GmbH & Co. KG**

Klingenbergstraße 26

D-32758 Detmold

Germany

[www.weidmueller.com](http://www.weidmueller.com)



Similar to illustration

PROmax offers diverse solutions for demanding automation.

Our high performance and durable PROmax switch-mode power supply units are designed for especially demanding requirements. PROmax reliably copes with continuous overload of up to 20% or short-term peak loads of 300% occurring with high control cabinet temperatures.

High boost capability and full power are also made possible in a wide temperature range. Our switch-mode power supply units can be used around the world and are also suitable for confined spaces thanks to their low width.

Together with our uninterruptible DC USPs, the diode modules or CAP modules, you can create a power supply solution that is tailored to your requirements.



### General ordering data

Version	Power supply, switch-mode power supply unit, 5 V
Order No.	<a href="#">1478210000</a>
Type	PRO MAX 70W 5V 14A
GTIN (EAN)	4050118285987
Qty.	1 pc(s).

## PRO MAX 70W 5V 14A

**Weidmüller Interface GmbH & Co. KG**

Klingenbergstraße 26

D-32758 Detmold

Germany

www.weidmueller.com

## Technical data

### Dimensions and weights

Depth	125 mm	Depth (inches)	4.921 inch
Height	130 mm	Height (inches)	5.118 inch
Width	32 mm	Width (inches)	1.26 inch
Net weight	650 g		

### Temperatures

Storage temperature	-40 °C...85 °C	Operating temperature	-25 °C...70 °C
Operating temperature, min.	-25 °C	Operating temperature, max.	70 °C
Humidity at operating temperature	5...95 %, no condensation		

### Rated data UL

Certificate No. (cURus)	E255651
-------------------------	---------

### Input

AC current consumption	1 A @ 230 V AC / 1.5 A @ 115 V AC		
AC input voltage range	85...277 V AC		
Connection system	Screw connection		
DC current consumption	1A @ 370 VDC / 1,5A @ 120 VDC		
DC input voltage range	80...370 V DC		
Frequency range AC	45...65 Hz		
Input fuse (internal)	Yes		
Inrush current	max. 15 A		
Nominal power consumption	81.4 W		
Power factor	Power factor typical	0.9	
	Input voltage	230 V AC	
	Ambient temperature	25 °C	
	Output power	70 W	
Rated input voltage	100...240 V AC		
Recommended back-up fuse	6 A, Char. B, circuit breaker, 3 - 5 A, char. C, circuit breaker		
Surge protection	Varistor		

### Output

Connection system	Screw connection	Continuous output current @ $U_{Nominal}$	16,8 A @ 45°C, 10,5 A @ 70°C
	Nominal output current for $U_{nom}$		14 A @ 60°C
Output voltage, max.	7 V	Output voltage, min.	4.5 V
Output voltage, note	(adjustable via potentiometer)	Parallel connection option	yes, max. 5
Protection against inverse voltage	Yes	Rated output voltage	5 V DC
Residual ripple, breaking spikes	< 50 mVss @ $U_{Nenn}$ , Full Load		

## PRO MAX 70W 5V 14A

**Weidmüller Interface GmbH & Co. KG**

Klingenbergstraße 26

D-32758 Detmold

Germany

www.weidmueller.com

## Technical data

### General data

AC failure bridging time @ $I_{nom}$	min. 20 ms	Current limiting	> 120% $I_N$
Degree of efficiency	86%	Derating	> 60°C / 75% @ 70°C
Earth leakage current, max.	3.5 mA	Housing version	Metal, corrosion resistant
Mounting position, installation notice	Horizontal on TS35 mounting rail. 50 mm of clearance at top & bottom for air circ. Can mount side by side with no space in between.	Power loss, idling	1 W
Power loss, nominal load	11.7 W	Protection against reverse voltages from the load	> 7.5 V DC
Protection degree	IP20	Short-circuit protection	Yes
Start-up		Status indication	LED red/green and relay ( $\geq 21.6$ V DC LED green, relay on/ $\leq 20.6$ V DC LED red, relay off)
	$\geq -40$ °C		
Surge voltage category	III		

### EMC / shock / vibration

Interference immunity test acc. to	EN 55024, EN 55032, IEC61000-3-2,-3, IEC61000-4-2,-3,-4,-5,-6,-8,-11	Noise emission in accordance with EN55032	Class B
Shock resistance IEC 60068-2-27	30 g in all directions	Vibration resistance IEC 60068-2-6	2.3 g

### Insulation coordination

Insulation voltage input / earth	3.5 kV	Insulation voltage output / earth	0.5 kV
Insulation voltage, input/output	4 kV	Pollution severity	2
Protection class	I, with PE connection	Surge voltage category	III

### Electrical safety (applied standards)

Electrical machine equipment	Acc. to EN60204	For use with electronic equipment	Acc. to EN50178 / VDE0160
Protection against dangerous shock currents	Acc. to VDE0106-101	Protective separation / protection against electrical shock	VDE0100-410 / acc. to DIN57100-410
Safety extra-low voltage	SELV acc. to IEC 60950-1, PELV according to EN 60204-1	Safety transformers for switch-mode power supplies	According to EN 61558-2-16

### Connection data (input)

Conductor cross-section, AWG/kcmil, max.	10	Conductor cross-section, AWG/kcmil, min.	26
Conductor cross-section, flexible, min.	0.22 mm <sup>2</sup>	Conductor cross-section, rigid, max.	6 mm <sup>2</sup>
Conductor cross-section, rigid, min.	0.18 mm <sup>2</sup>	Connection system	Screw connection
Wire connection cross section, flexible (input), max.	4 mm <sup>2</sup>		

### Connection data (output)

Conductor cross-section, AWG/kcmil, max.	12	Conductor cross-section, AWG/kcmil, min.	26
Conductor cross-section, flexible, max.	4 mm <sup>2</sup>	Conductor cross-section, flexible, min.	0.5 mm <sup>2</sup>
Conductor cross-section, rigid, max.	6 mm <sup>2</sup>	Conductor cross-section, rigid, min.	0.5 mm <sup>2</sup>
Connection system	Screw connection	Number of terminals	8 (++,--,11,13,14)

Creation date May 5, 2023 2:48:02 PM CEST

## PRO MAX 70W 5V 14A

**Weidmüller Interface GmbH & Co. KG**  
 Klingenbergstraße 26  
 D-32758 Detmold  
 Germany

www.weidmueller.com

## Technical data

### Signalling

Contact load (NO contact)	max. 30 V DC / 1 A	Floating contact	Yes
Status indication	LED red/green and relay (≥21.6 V DC LED green, relay on/ ≤20.6 LED red, relay off)		

### Approbations

Certificate No. (cURus)	E255651	Certificate no. (cULus)	E258476
Certificate no. (cULusEX)	E470829	Institute (cULus)	CULUS
Institute (cULusEX)	CULUSEX	Institute (cURus)	CURUS

### Classifications

ETIM 6.0	EC002540	ETIM 7.0	EC002540
ETIM 8.0	EC002540	ECLASS 9.0	27-04-07-01
ECLASS 9.1	27-04-07-01	ECLASS 10.0	27-04-07-01
ECLASS 11.0	27-04-07-01	ECLASS 12.0	27-04-07-01

### Environmental Product Compliance

REACH SVHC	Lead 7439-92-1
SCIP	6d8cdf22-8230-4af8-86c8-3558c716666d

### Approvals

Approvals



ROHS	Conform
UL File Number Search	UL Website
Certificate No. (cURus)	E255651
Certificate no. (cULus)	E258476
Certificate no. (cULusEX)	E470829

### Downloads

Approval/Certificate/Document of Conformity	<a href="#">Declaration of Conformity</a>
Engineering Data	<a href="#">CAD data – STEP</a>
Engineering Data	<a href="#">WSCAD</a>
User Documentation	<a href="#">Operating instructions</a>
Catalogues	<a href="#">Catalogues in PDF-format</a>

**Data sheet**

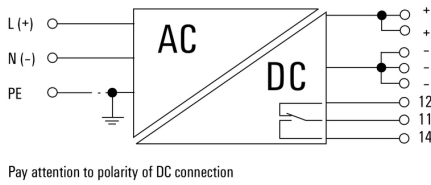
**PRO MAX 70W 5V 14A**

**Weidmüller Interface GmbH & Co. KG**  
 Klingenbergstraße 26  
 D-32758 Detmold  
 Germany

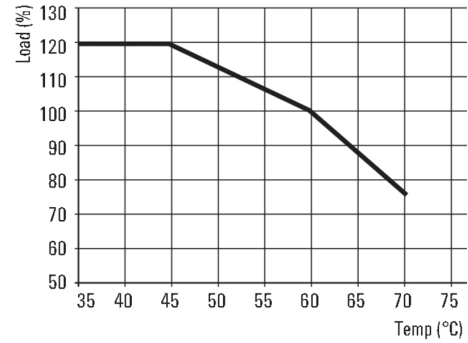
www.weidmueller.com

**Drawings**

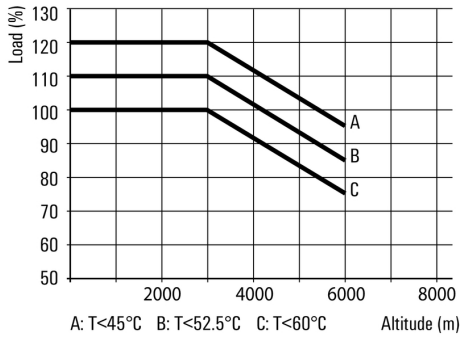
**Electric symbol**



**Derating curve**



**Derating curve**



**PRO MAX 70W 5V 14A**

**Weidmüller Interface GmbH & Co. KG**  
 Klingenbergstraße 26  
 D-32758 Detmold  
 Germany

www.weidmueller.com

**Accessories**

**Crosshead screwdriver, Pozidrive**



VDE insulated screwdriver sets, for working on live parts up to 1000 V AC and 1500 V DC, DIN EN 60900. IEC 900. Each piece is "GS" safety tested. Blade made from fully hardened, high-alloy chromium-vanadium-molybdenum steel, gun-metal finish.

**General ordering data**

Type	SDIK SLIM PZ1 X 80	Version
Order No.	<a href="#">2749670000</a>	Screwdriver, Blade width (B): 80 mm, Blade thickness (A):
GTIN (EAN)	4050118896411	
Qty.	1 pc(s).	

**Slotted screwdriver**



VDE insulated screwdriver sets, for working on live parts up to 1000 V AC and 1500 V DC, DIN EN 60900. IEC 900. Each piece is "GS" safety tested. Blade made from fully hardened, high-alloy chromium-vanadium-molybdenum steel, gun-metal finish.

**General ordering data**

Type	SDIS SLIM 0.6X3.5X100	Version
Order No.	<a href="#">2749610000</a>	Mounting tool, Blade width (B): 3.5 mm, Blade length: 100 mm, Blade
GTIN (EAN)	4050118896350	thickness (A): 0.6 mm
Qty.	1 pc(s).	

**PRO MAX 70W 5V 14A**

**Weidmüller Interface GmbH & Co. KG**  
 Klingenbergstraße 26  
 D-32758 Detmold  
 Germany

www.weidmueller.com

**Accessories**

**W-Series**



Weidmüller's range of products includes end brackets that guarantee a permanent, reliable mounting on the terminal rail and prevent sliding. Versions with and without screws are available. The end brackets include marking options, also for group markers, and also a test plug holder.

**General ordering data**

Type	WEW 35/1 V0 GF SW	Version
Order No.	<a href="#">1478990000</a>	W-Series, End bracket
GTIN (EAN)	4050118286892	
Qty.	50 pc(s).	
Type	WEW 35/2 V0 GF SW	Version
Order No.	<a href="#">1479000000</a>	W-Series, End bracket
GTIN (EAN)	4050118286779	
Qty.	100 pc(s).	