

WSI 4/LD 10-36V AC/DC**Weidmüller Interface GmbH & Co. KG**

Klingenbergstraße 26

D-32758 Detmold

Germany

www.weidmueller.com

Product image

In some applications it is useful to protect the feed through connection with a separate fuse. Fuse terminal blocks are made up of one terminal block bottom section with a fuse insertion carrier. The fuses vary from pivoting fuse levers and pluggable fuse holders to screwable closures and flat plug-in fuses.

General ordering data

Version	W-Series, Fuse terminal, Rated cross-section: 4 mm ² , Screw connection
Order No.	1886590000
Type	WSI 4/LD 10-36V AC/DC
GTIN (EAN)	4032248492077
Qty.	50 pc(s).

Creation date May 2, 2023 11:16:10 AM CEST

Catalogue status 28.04.2023 / We reserve the right to make technical changes.

WSI 4/LD 10-36V AC/DC

Weidmüller Interface GmbH & Co. KG

Klingenbergstraße 26

D-32758 Detmold

Germany

www.weidmueller.com

Technical data

Dimensions and weights

Depth	42.5 mm	Depth (inches)	1.673 inch
Height	50.7 mm	Height (inches)	1.996 inch
Width	8 mm	Width (inches)	0.315 inch
Net weight	11.44 g		

Temperatures

Storage temperature	-25 °C...55 °C	Continuous operating temp., min.	-50 °C
Continuous operating temp., max.	120 °C		

Material data

Material	Wemid	Colour	black
UL 94 flammability rating	V-0		

System specifications

Version	Screw connection, Fuse isolator, with LED, in closed state	End cover plate required	No
Number of potentials	1	Number of levels	1
Number of clamping points per level	2	Number of potentials per tier	1
Levels cross-connected internally	No	PE connection	No
Rail	TS 35	N-function	No
PE function	No	PEN function	No

2 clampable conductors (H05V/H07V) with equal cross-section (rated connection)

Cross-section for connected wire, solid, two clampable wires, max.	1.5 mm ²	Cross-section for connected wire, solid, two clampable wires, min.	0.5 mm ²
Wire connection cross section, finely stranded with wire-end ferrules DIN 46228/1, 2 clampable wires, max.	1.5 mm ²	Wire connection cross section, finely stranded with wire-end ferrules DIN 46228/1, 2 clampable wires, min.	0.5 mm ²
Wire connection cross section, finely stranded, two clampable wires, min.	0.5 mm ²	Wire cross-section, finely stranded, two clampable wires, max.	1.5 mm ²

Additional technical data

Number of similar terminals	1	Type of mounting	Snap-on
-----------------------------	---	------------------	---------

CSA rating data

Certificate No. (CSA)	200039-1575489	Wire cross section max. (CSA)	12 AWG
Wire cross section min. (CSA)	30 AWG		

Conductors for clamping (rated connection)

Blade size	0.6 x 3.5 mm
------------	--------------

WSI 4/LD 10-36V AC/DC

Weidmüller Interface GmbH & Co. KG
 Klingenbergstraße 26
 D-32758 Detmold
 Germany

www.weidmueller.com

Technical data

Clampable conductor	Connection specification		Screw connection		
	Cross-section for conductor connection	Type	solid, H05(07) V-U		
		min.	0.5 mm ²		
		max.	4 mm ²		
		nominal	4 mm ²		
	wire end ferrule	Stripping length	min.	8 mm	
			max.	8 mm	
			nominal	8 mm	
		Tightening torque	min.	0.4 Nm	
	max.		0.4 Nm		
	Recommended wire-end ferrule				
	Connection specification		Screw connection		
Cross-section for conductor connection	Type	stranded, H07V-R			
	min.	1.5 mm ²			
	max.	4 mm ²			
	nominal	4 mm ²			
wire end ferrule	Stripping length	min.	8 mm		
		max.	8 mm		
		nominal	8 mm		
	Tightening torque	min.	0.4 Nm		
max.		0.4 Nm			
Recommended wire-end ferrule					
Connection specification		Screw connection			
Cross-section for conductor connection	Type	flexible, H05(07) V-K			
	min.	0.5 mm ²			
	max.	4 mm ²			
	nominal	4 mm ²			
wire end ferrule	Stripping length	min.	8 mm		
		max.	8 mm		
		nominal	8 mm		
	Tightening torque	min.	0.4 Nm		
max.		0.4 Nm			
Recommended wire-end ferrule					
Clamping range, max.	4 mm ²				
Clamping range, min.	0.5 mm ²				
Clamping screw	M 2.5				
Connection cross-section, stranded, max.	4 mm ²				
Connection cross-section, stranded, min.	1.5 mm ²				
Connection direction	on side				
Gauge to IEC 60947-1	A3				
Number of connections	2				
Stripping length	8 mm				
Tightening torque, max.	0.4 Nm				
Tightening torque, min.	0.4 Nm				
Torque level with DMS electric screwdriver	2				
Type of connection	Screw connection				
Wire connection cross section AWG, max.	AWG 12				
Wire connection cross section AWG, min.	AWG 22				
Wire connection cross section, finely stranded, max.	4 mm ²				
Wire connection cross section, finely stranded, min.	0.5 mm ²				

Creation date May 2, 2023 11:16:10 AM CEST

WSI 4/LD 10-36V AC/DC

Weidmüller Interface GmbH & Co. KG

Klingenbergstraße 26

D-32758 Detmold

Germany

www.weidmueller.com

Technical data

Wire connection cross-section, finely stranded with wire-end ferrules DIN 46228/1, max. 2.5 mm²

Wire connection cross-section, finely stranded with wire-end ferrules DIN 46228/1, min. 0.5 mm²

Wire connection cross-section, solid core, max. 4 mm²

Wire connection cross-section, solid core, min. 0.5 mm²

Display element

Operating voltage for display, max. 36 V Operating voltage for display, min. 10 V

Type of voltage for indicator AC/DC

Fuse terminals

Cartridge fuse G-Si. 5 x 20
Fuse holder (cartridge holder) for screw fixing

Power loss for overload and short-circuit protection for a composite arrangement 1.6 W at 6.3 A @ 23°C

Power loss for short-circuit protection only for a composite arrangement 2.5 W at 6.3 A @ 47°C

Type of voltage for indicator AC/DC

Display LED

Operating voltage, max. 36 V

Power loss for overload and short-circuit protection for an individual arrangement 1.6 W at 6.3 A @ 34°C

Power loss for short-circuit protection only for an individual arrangement 4.0 W at 6.3 A @ 63°C

General

Rail TS 35 Standards IEC 60947-7-3

Wire connection cross section AWG, max. AWG 12 Wire connection cross section AWG, min. AWG 22

Rating data

Rated cross-section 4 mm² Rated voltage 36 V

Rated voltage to adjoining terminal 500 V Rated current 6.3 A

Current at maximum wires 6.3 A Standards IEC 60947-7-3

Volume resistance according to IEC 60947-7-x 1 mΩ Power loss in accordance with IEC 60947-7-x 1.02 W

UL rating data

Certificate No. (cURus) E60693 Conductor size Factory wiring max. (cURus) 12 AWG

Conductor size Factory wiring min. (cURus) 30 AWG Conductor size Field wiring max. (cURus) 12 AWG

Conductor size Field wiring min. (cURus) 30 AWG

Classifications

ETIM 6.0 EC000899 ETIM 7.0 EC000899

ETIM 8.0 EC000899 ECLASS 9.0 27-14-11-16

ECLASS 9.1 27-14-11-16 ECLASS 10.0 27-14-11-16

ECLASS 11.0 27-14-11-16 ECLASS 12.0 27-14-11-16

Important note

Product information The voltage depends on the selected fuse element or the selected indicator light

WSI 4/LD 10-36V AC/DC

Weidmüller Interface GmbH & Co. KG
 Klingenbergstraße 26
 D-32758 Detmold
 Germany

www.weidmueller.com

Technical data

Approvals

Approvals



ROHS	Conform
UL File Number Search	UL Website
Certificate No. (cURus)	E60693
Certificate No. (cURusEX)	E184763

Downloads

Approval/Certificate/Document of Conformity	CB Testreport CB Certificate CB Test certificate EAC certificate Lloyds Register Certificate CE Declaration of Conformity CE Declaration of Conformity all terminals UKCA declaration of conformity
Engineering Data	CAD data – STEP
Engineering Data	WSCAD, Zuken E3.S
User Documentation	StorageConditionsTerminalBlocks
Catalogues	Catalogues in PDF-format
Brochures	

Data sheet

WSI 4/LD 10-36V AC/DC

Weidmüller Interface GmbH & Co. KG
Klingenbergstraße 26
D-32758 Detmold
Germany

www.weidmueller.com

Drawings




WSI 4/LD 10-36V AC/DC

Weidmüller Interface GmbH & Co. KG
 Klingenbergstraße 26
 D-32758 Detmold
 Germany

www.weidmueller.com

Accessories

Z-Series



Weidmüller's range of products includes end brackets that guarantee a permanent, reliable mounting on the terminal rail and prevent sliding. Versions with and without screws are available. The end brackets include marking options, also for group markers, and also a test plug holder.

General ordering data

Type	ZST 1	Version
Order No.	1269070000	Accessories, Accessories holder
GTIN (EAN)	4050118094091	
Qty.	25 pc(s).	

Combined screwing and cutting tool "Swifty®"

Combined cutting/screwing tool: Swifty® and Swifty® set for clean cutting of copper cables up to 1.5 mm² (solid) and 2.5 mm² (flexible)



General ordering data

Type	SWIFTY SET	Version
Order No.	9006060000	Cutting and screwing-tool, Cutting tool for one-hand operation
GTIN (EAN)	4032248257638	
Qty.	1 pc(s).	


WSI 4/LD 10-36V AC/DC

Weidmüller Interface GmbH & Co. KG
 Klingenbergstraße 26
 D-32758 Detmold
 Germany

www.weidmueller.com

Accessories

Slotted screwdriver



Slotted screwdriver with rounded blade SD DIN 5265, ISO 2380/2, output to DIN 5264, ISO 2380/1. ChromTop tip, SoftFinish grip

General ordering data

Type	SDS 0.6X3.5X100	Version
Order No.	9008330000	Screwdriver, Screwdriver
GTIN (EAN)	4032248056286	
Qty.	1 pc(s).	

Miscellaneous



We offer a broad portfolio of mounting support for easy handling and supplementation of our products. From various tools to insulating sleeves and various screws, our components are matched to each other down to the last detail and thus facilitate assembly in compliance with the respective standards and protective regulations.

General ordering data

Type	BZT 1 ZA WS 10/5	Version
Order No.	1805520000	Accessories, Marker holder
GTIN (EAN)	4032248270248	
Qty.	100 pc(s).	
Type	BZT 1 WS 10/5	Version
Order No.	1805490000	Accessories, Marker holder
GTIN (EAN)	4032248270231	
Qty.	100 pc(s).	

WSI 4/LD 10-36V AC/DC

Weidmüller Interface GmbH & Co. KG
 Klingenbergstraße 26
 D-32758 Detmold
 Germany

www.weidmueller.com

Accessories

Blank



The Dekafix (DEK) marker is the universal marker for all conductor and plug-in connectors as well as for electronic sub-assemblies. The system is ideal for short number sequences and covers a wide range of ready-printed markers.

Strips for fast installation in only one work step. The printing is easy to read, rich in contrast and available in various widths.

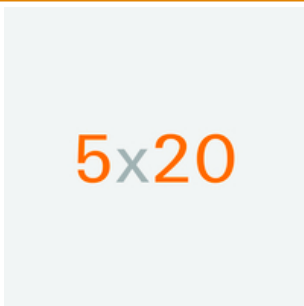
- Large range of ready-to-use markers
- Strips for fast installation
- Terminal markers, suitable for all Weidmüller cable connectors
- Available as blank MultiCard or with standard printing

For custom printing: Please send us a file of our labeling software M-Print PRO or M-Print PRO Online (without installation) for your labeling specifications.

General ordering data

Type	DEK 5/5 MC NE WS	Version
Order No.	1609801044	Dekafix, Terminal marker, 5 x 5 mm, Pitch in mm (P): 5.00
GTIN (EAN)	4008190397111	Weidmueller, white
Qty.	1,000 pc(s).	

5x20



For protection against overcurrent, we offer cartridge fuse with dimensions 5x20 mm in sizes from 100 mA to 6.3 A.

General ordering data

Type	G 20/ 1.00A/F	Version
Order No.	0430700000	Active components, Fuse
GTIN (EAN)	4008190093877	
Qty.	10 pc(s).	
Type	G 20/0.50A/F	Version
Order No.	0430600000	Active components, Fuse
GTIN (EAN)	4008190046835	
Qty.	10 pc(s).	
Type	G 20/0.25A/F	Version
Order No.	0430500000	Active components, Fuse
GTIN (EAN)	4008190153991	
Qty.	10 pc(s).	

Data sheet**WSI 4/LD 10-36V AC/DC**

Weidmüller Interface GmbH & Co. KG
Klingenbergstraße 26
D-32758 Detmold
Germany

www.weidmueller.com

Accessories

Type	G 20/2.00A/F	Version
Order No.	0430900000	Active components, Fuse
GTIN (EAN)	4008190123567	
Qty.	10 pc(s).	