Catalog supplement

Micro General Purpose Inverter DM1

Powering Business Worldwide

DM1 and DM1Pro – compact general purpose inverters

High functionality in smallest space

Der PowerXL Frequency inverter DM1 vereint hohe Funktionalität auf kleinstem Raum. Er kommt überall dort zum Einsatz, wo Platz ein Thema ist, aber dennoch die Funktionalität eines gewöhnlichen Universal-Umrichters erfordert. Dazu zählen Pumpenfunktionen, HLK Funktionen und die Steuerung üblicher Motoren wie Asynchronmotoren oder PM Motoren.

Safe Torque off (DM1Pro)

Functional safety with 2-channel STO (SIL2, PLd, Cat.2) saves external isolator. Important especially for the material handling segment

Power range

- 0,25 - 1,5 kW (115V)
- 0,55 – 15 kW (230V)
- 0,75 – 22 kW (400V)
- 5 – 25 HP (575V)

Integrated Webserver (DM1Pro)

The integrated Webserver enables the device configuration and control without additional software

Bluetooth on board

Via Bluetooth the PowerXpert inControl can communicate with the DM1 without opening the cabinet door.

Multi-Pump Function

Sophisticated multi pump functions:

- Single Pump, Multi Pump, Multi Master, Multi Follower, Backup Pump

Robust

Degree of protection IP20, with optional Kit IP21/NEMA1

- down to -30°C with cold weather function, up to +50°C (+60° with Derating)

Measuring

Energy metering and energy savings cost calculator on board

Short-circuit protection without additional components

Short circuit protection up to 100kA without external components, e.g. line chokes. Maximum short circuit current dependent on protection device:

- FAZ u to 14kA
- PKZ up to 65kA
- Fuses up to 100kA

Options

- Profibus option board
- CANopen option board
- IP21 / NEMA1 Kit
- DG1-Remote Keypad

Applications

- Multi Pump Applications
- Booster pumps
- Sprinkler
- Inlet- and Outlet fans
- Conveyors
- Compressors
- Roll- and chain conveyors
- Screw conveyor
- Centrifuges
- Saws
- Drilling
- Water jet cutter

System overview 4

Type code 5

UL/CSA 6

Frame size overview 6

Order info
- Frequency inverter DM1, 230V 7
- Frequency inverter DM1, 500V 7
- Frequency inverter DM1Pro, 115/230V 1~ 8
- Frequency inverter DM1Pro, 230V 3~ 10
- Frequency inverter DM1Pro, 500V 11
- Frequency inverter DM1Pro, 600V 12

Technical Data 13

External components 16

Wiring diagram samples 22

Dimensions 23

System overview
Airbrush - ...not available....

Type code

Series	Power part	Options	Region
DM 1 -	3 4 4D3 E B -	S 20 S -	EM

Drive
DM = Drive Machinery

Product Generation
1 = First Generation

Phase reference
1 = 1~ Input / 3~ Output
3 = 3~ Input / 3+ Output

Input / Output voltage rating
1 = 115V (100-120V +10%/-15%)
2 = 230V (200-240V +10%/-15%)
4 = 400V (380-480V +10%/-15%)
5 = 575V (525-600V +10%/-15%)

Frame sizes
FR1
FR2
FR3
FR4

1~, 100-120V
1D6 = 1,6 A ◦ 0,25 / 0,55 kW ◦ 0,25 / 0,5 HP
3D0 = 3 A ◦ 0,55 / 1,1 kW ◦ 0,5 / 1 HP
4D8 = 4,8 A ◦ 1,1 / 1,5 kW ◦ 1 / 2 HP
6D9 = 6,9 A ◦ 1,5 / 1,5 kW ◦ 2 / 2 HP

1~, 200-240V
1D6 = 1,6 A ◦ 0,25 / 0,55 kW ◦ 0,25 / 0,5 HP
3D0 = 3 A ◦ 0,55 / 1,1 kW ◦ 0,5 / 1 HP
4D8 = 4,8 A ◦ 1,1 / 1,5 kW ◦ 1 / 2 HP
7D8 = 7,8 A ◦ 1,5 / 2,2 kW ◦ 2 / 3 HP
011 = 11 A ◦ 2,2 / 4 kW ◦ 3 / 5 HP
017 = 17,5 A ◦ 4 / 5,5 kW ◦ 5 / 7,5 HP

3~, 525-600V
4D5 = 4,5 A ◦ 2,2 / 4 kW ◦ 3 / 5 HP
7D5 = 7,5 A ◦ 4 / 5,5 kW ◦ 5 / 7,5 HP
010 = 10 A ◦ 5,5 / 7,5 kW ◦ 7,5 / 10 HP
013 = 13,5 A ◦ 7,5 / 11 kW ◦ 10 / 15 HP
018 = 18 A ◦ 11 / 15 kW ◦ 15 / 20 HP
022 = 22 A ◦ 15 / 18,5 kW ◦ 20 / 25 HP

Region
blank = US
EM = Europe, Middle East, Africa
AP = Asia Pacific

Control Options
B = No STO, No Ethernet communications, No options
S = STO SIL2 and Ethernet IP, Modbus TCP onboard, Option card board (DM1 Pro)

IP rating
20 = IP20

Display options
N = No Display
S = Multi-Segment LCD Display (DM1 Pro)

Internal Brake Chopper
N = No brake chopper
B = Brake chopper

Internal EMC Filter
E = Internal EMC Filter
N = No EMC Filter

3~, 200-240V
1D6 = 1,6 A ◦ 0,25 / 0,55 kW ◦ 0,25 / 0,5 HP
3D0 = 3 A ◦ 0,55 / 1,1 kW ◦ 0,5 / 1 HP
4D8 = 4,8 A ◦ 1,1 / 1,5 kW ◦ 1 / 2 HP
7D8 = 7,8 A ◦ 1,5 / 2,2 kW ◦ 2 / 3 HP
011 = 11 A ◦ 2,2 / 4 kW ◦ 3 / 5 HP
017 = 17,5 A ◦ 4 / 5,5 kW ◦ 5 / 7,5 HP
025 = 25 A ◦ 5,5 / 7,5 kW ◦ 7,5 / 10 HP
032 = 32 A ◦ 7,5 / 11 kW ◦ 10 / 15 HP
048 = 48 A ◦ 11 / 15 kW ◦ 15 / 20 HP

3~, 380-480V
1D5 = 1,5 A ◦ 0,55 / 0,75 kW ◦ 0,5 / 1 HP
2D2 = 2,2 A ◦ 0,75 / 1,5 kW ◦ 1 / 2 HP
4D3 = 4,3 A ◦ 1,5 / 2,2 kW ◦ 2 / 3 HP
5D6 = 5,6 A ◦ 2,2 / 3 kW ◦ 3 / 5 HP
7D6 = 7,6 A ◦ 3 / 5,5 kW ◦ 5 / 7,5 HP
012 = 12 A ◦ 5,5 / 7,5 kW ◦ 7,5 / 10 HP
016 = 16 A ◦ 7,5 / 11 kW ◦ 10 / 15 HP
023 = 23 A ◦ 11 / 15 kW ◦ 15 / 20 HP
031 = 31 A ◦ 15 / 18,5 kW ◦ 20 / 25 HP
038 = 38 A ◦ 18,5 / 22 kW ◦ 25 / 30 HP

Power ratings are done for 150% / 110% overload cycle. With 110% overload cycle ambient temperature decreases to +40°C

UL / CSA

Information relevant or export to North America

Product Standards	UL508C, CSA-C22.2 No. 274-13; IEC/EN61800-3; IEC/EN61800-5; CE marking
UL File No.	E134360
UL Category Control No.	NMMS, NMMS7
CSA File No.	UL report applies to both US and Canada
North America Certification	UL listed, certified by UL for use in Canada
Suitable for	Branch circuits
Max. Voltage Rating	3~240 V AC IEC: TN-S UL/CSA: 'Y' (Solidly Grounded Wey) 3~500 V AC IEC: TN-S UL/CSA: 'Y' (Solidly Grounded Wey)

Frame size overview

rated current [1]	assigned motor power [1), 2), 3)]		rated current [1]	assigned motor power [1), 2), 3]		features			Frame size	degree of protection	Type	Article no.	VPE
I_n = 150% I_e			I_n = 110% I_e			RFI filter	Brake chopper	7-Segment					
A	kW	HP	A	kW	HP								
U_e 230 V AC, 3-phase / U_2 230 V AC, 3-phase, without EMC Filter supply voltage (50/60Hz) ULN: 200 (-15%) - 240 (+10%) V													
1,6	0,25	0,25	3	0,55	0,5		✓		FS1	IP20/NEMA0	**DM1-321D6NB-N20B-EM**	3-5018-005A	1 piece
3	0,55	0,5	4,8	1,1	1		✓				**DM1-323D0NB-N20B-EM**	3-5018-006A	
4,8	1,1	1	7,8	1,5	2		✓				**DM1-324D8NB-N20B-EM**	3-5018-007A	
7,8	1,5	2	11	2,2	3		✓				**DM1-327D8NB-N20B-EM**	3-5018-008A	
11	2,2	3	17,5	4	5		✓		FS2		**DM1-32011NB-N20B-EM**	3-5020-003A	
17,5	4	5	25	5,5	7,5		✓				**DM1-32017NB-N20B-EM**	3-5020-004A	
25	5,5	7,5	32	7,5	10		✓		FS3		**DM1-32025NB-N20B-EM**	3-5022-002A	
32	7,5	10	48	11	15		✓		FS4		**DM1-32032NB-N20B-EM**	3-5024-003A	
48	11	15	61	15	20		✓				**DM1-32048NB-N20B-EM**	3-5024-004A	
U_e 230 V AC, 3-phase / U_2 230 V AC, 3-phase, with EMC Filter supply voltage (50/60Hz) ULN: 200 (-15%) - 240 (+10%) V													
1,6	0,25	0,25	3	0,55	0,5	✓	✓		FS1	IP20/NEMA0	**DM1-321D6EB-N20B-EM**	3-5017-005A	1 piece
3	0,55	0,5	4,8	1,1	1	✓	✓				**DM1-323D0EB-N20B-EM**	3-5017-006A	
4,8	1,1	1	7,8	1,5	2	✓	✓				**DM1-324D8EB-N20B-EM**	3-5017-007A	
7,8	1,5	2	11	2,2	3	✓	✓				**DM1-327D8EB-N20B-EM**	3-5017-008A	
11	2,2	3	17,5	4	5	✓	✓		FS2		**DM1-32011EB-N20B-EM**	3-5019-003A	
17,5	4	5	25	5,5	7,5	✓	✓				**DM1-32017EB-N20B-EM**	3-5019-004A	
25	5,5	7,5	32	7,5	10	✓	✓		FS3		**DM1-32025EB-N20B-EM**	3-5021-002A	
32	7,5	10	48	11	15	✓	✓		FS4		**DM1-32032EB-N20B-EM**	3-5023-003A	
48	11	15	61	15	20	✓	✓				**DM1-32048EB-N20B-EM**	3-5023-004A	

Remark
[1] Overload cycle for 60 s all 600 s, 150% overload at 50°C ambient, 110% overload at 40°C
[2] for normal four pole, inside and outside cooled asynchronous motors with 1500 min-1 at 50 Hz / 1800 min-1 at 60 Hz
[3] at 400 V, 50 Hz/at 480 V, 60 Hz

rated current [1]	assigned motor power [1), 2), 3)]		rated current [1]	assigned motor power [1), 2), 3]		features			Frame size	degree of protection	Type	Article no.	VPE
I_n = 150% I_e			I_n = 110% I_e			RFI filter	Brake chopper	7-Segment					
A	kW	HP	A	kW	HP								
U_e 400 V AC, 3-phase / U_2 400 V AC, 3-phase, without EMC Filter supply voltage (50/60Hz) ULN: 380 (-15%) - 500 (+10%) V													
1,5	0,55	0,5	2,2	0,75	1		✓		FS1	IP20/NEMA0	**DM1-341D5NB-N20B-EM**	3-5026-005A	1 piece
2,2	0,75	1	4,3	1,5	2		✓				**DM1-342D2NB-N20B-EM**	3-5026-006A	
4,3	1,5	2	5,6	2,2	3		✓				**DM1-344D3NB-N20B-EM**	3-5026-007A	
5,6	2,2	3	7,6	3	5		✓				**DM1-345D6NB-N20B-EM**	3-5026-008A	
7,6	3	5	12	5,5	7,5		✓		FS2		**DM1-347D6NB-N20B-EM**	3-5028-004A	
12	5,5	7,5	16	7,5	10		✓				**DM1-34012NB-N20B-EM**	3-5028-005A	
16	7,5	10	23	11	15		✓				**DM1-34016NB-N20B-EM**	3-5028-006A	
23	11	15	31	15	20		✓		FS3		**DM1-34023NB-N20B-EM**	3-5030-002A	
31	15	20	38	18,5	25		✓		FS4		**DM1-34031NB-N20B-EM**	3-5032-003A	
38	18,5	25	46	22	30		✓				**DM1-34038NB-N20B-EM**	3-5032-004A	
U_e 400 V AC, 3-phase / U_2 400 V AC, 3-phase, with EMC Filter supply voltage (50/60Hz) ULN: 380 (-15%) - 500 (+10%) V													
1,5	0,55	0,5	2,2	0,75	1	✓	✓		FS1	IP20/NEMA0	**DM1-341D5EB-N20B-EM**	3-5025-005A	1 piece
2,2	0,75	1	4,3	1,5	2	✓	✓				**DM1-342D2EB-N20B-EM**	3-5025-006A	
4,3	1,5	2	5,6	2,2	3	✓	✓				**DM1-344D3EB-N20B-EM**	3-5025-007A	
5,6	2,2	3	7,6	3	5	✓	✓				**DM1-345D6EB-N20B-EM**	3-5025-008A	
7,6	3	5	12	5,5	7,5	✓	✓		FS2		**DM1-347D6EB-N20B-EM**	3-5027-004A	
12	5,5	7,5	16	7,5	10	✓	✓				**DM1-34012EB-N20B-EM**	3-5027-005A	
16	7,5	10	23	11	15	✓	✓				**DM1-34016EB-N20B-EM**	3-5027-006A	
23	11	15	31	15	20	✓	✓		FS3		**DM1-34023EB-N20B-EM**	3-5029-002A	
31	15	20	38	18,5	25	✓	✓		FS4		**DM1-34031EB-N20B-EM**	3-5031-003A	
38	18,5	25	46	22	30	✓	✓				**DM1-34038EB-N20B-EM**	3-5031-004A	

Remark
[1] Overload cycle for 60 s all 600 s, 150% overload at 50°C ambient, 110% overload at 40°C
[2] for normal four pole, inside and outside cooled asynchronous motors with 1500 min-1 at 50 Hz / 1800 min-1 at 60 Hz
[3] at 400 V, 50 Hz/at 480 V, 60 Hz

rated current [1]	assigned motor power [1), 2), 3)]		rated current [1]	assigned motor power [1), 2), 3]		features			Frame size	degree of protection	Type	Article no.	VPE
I_n = 150% I_e			I_n = 110% I_e			RFI filter	Brake chopper	7-Segment					
A	kW	HP	A	kW	HP								
U_e 115 V AC, 1-phase / U_2 230 V AC, 3-phase, without EMC Filter supply voltage (50/60Hz) ULN: 100 (-15%) - 120 (+10%) V													
1,6	0,25	0,25	3	0,55	0,5		✓	✓	FS1	IP20/NEMA0	**DM1-111D6NB-S20S-EM**	3-5042-003A	1 piece
3	0,55	0,5	4,8	1,1	1		✓	✓			**DM1-113D0NB-S20S-EM**	3-5042-004A	
4,8	1,1	1	6,9	1,5	2		✓	✓	FS2		**DM1-114D8NB-S20S-EM**	3-5044-003A	
6,9	1,5	2	7,8	1,5	2		✓	✓			**DM1-116D9NB-S20S-EM**	3-5044-004A	
U_e 115 V AC, 1-phase / U_2 230 V AC, 3-phase, with EMC Filter supply voltage (50/60Hz) ULN: 100 (-15%) - 120 (+10%) V													
1,6	0,25	0,25	3	0,55	0,5	✓	✓	✓	FS1	IP20/NEMA0	**DM1-111D6EB-S20S-EM**	3-5041-003A	1 piece
3	0,55	0,5	4,8	1,1	1	✓	✓	✓			**DM1-113D0EB-S20S-EM**	3-5041-004A	
4,8	1,1	1	6,9	1,5	2	✓	✓	✓	FS2		**DM1-114D8EB-S20S-EM**	3-5043-003A	
6,9	1,5	2	7,8	1,5	2	✓	✓	✓			**DM1-116D9EB-S20S-EM**	3-5043-004A	
U_e 230 V AC, 1-phase / U_2 230 V AC, 3-phase, without EMC Filter supply voltage (50/60Hz) ULN: 200 (-15%) - 240 (+10%) V													
1,6	0,25	0,25	3	0,55	0,5		✓	✓	FS1	IP20/NEMA0	**DM1-121D6NB-S20S-EM**	3-5046-004A	1 piece
3	0,55	0,5	4,8	1,1	1		✓	✓			**DM1-123D0NB-S20S-EM**	3-5046-005A	
4,8	1,1	1	7,8	1,5	2		✓	✓			**DM1-124D8NB-S20S-EM**	3-5046-006A	
7,8	1,5	2	11	2,2	3		✓	✓	FS2		**DM1-127D8NB-S20S-EM**	3-5048-003A	
11	2,2	3	17,5	4	5		✓	✓			**DM1-12011NB-S20S-EM**	3-5048-004A	
17,5	4	5	25	5,5	7,5		✓	✓	FS3		**DM1-12017NB-S20S-EM**	3-5050-002A	
U_e 230 V AC, 1-phase / U_2 230 V AC, 3-phase, with EMC Filter supply voltage (50/60Hz) ULN: 200 (-15%) - 240 (+10%) V													
1,6	0,25	0,25	3	0,55	0,5	✓	✓	✓	FS1	IP20/NEMA0	**DM1-121D6EB-S20S-EM**	3-5045-004A	1 piece
3	0,55	0,5	4,8	1,1	1	✓	✓	✓			**DM1-123D0EB-S20S-EM**	3-5045-005A	
4,8	1,1	1	7,8	1,5	2	✓	✓	✓			**DM1-124D8EB-S20S-EM**	3-5045-006A	
7,8	1,5	2	11	2,2	3	✓	✓	✓	FS2		**DM1-127D8EB-S20S-EM**	3-5047-003A	
11	2,2	3	17,5	4	5	✓	✓	✓			**DM1-12011EB-S20S-EM**	3-5047-004A	
17,5	4	5	25	5,5	7,5	✓	✓	✓	FS3		**DM1-12017EB-S20S-EM**	3-5049-002A	

Remark
[1] Overload cycle for 60 s all 600 s, 150% overload at 50°C ambient, 110% overload at 40°C
[2] for normal four pole, inside and outside cooled asynchronous motors with 1500 min-1 at 50 Hz / 1800 min-1 at 60 Hz
[3] at 400 V, 50 Hz/at 480 V, 60 Hz

rated current [1]	assigned motor power [1), 2), 3)]		rated current [1]	assigned motor power [1), 2), 3]		features			Frame size	degree of protection	Type	Article no.	VPE
I_n = 150% I_e			I_n = 110% I_e			RFI filter	Brake chopper	7-Segment					
A	kW	HP	A	kW	HP								
U_e 230 V AC, 3-phase / U_2 230 V AC, 3-phase, without EMC Filter supply voltage (50/60Hz) ULN: 200 (-15%) - 240 (+10%) V													
1,6	0,25	0,25	3	0,55	0,5		✓	✓	FS1	IP20/NEMA0	**DM1-321D6NB-S20S-EM**	3-5002-005A	1 piece
3	0,55	0,5	4,8	1,1	1		✓	✓			**DM1-323D0NB-S20S-EM**	3-5002-006A	
4,8	1,1	1	7,8	1,5	2		✓	✓			**DM1-324D8NB-S20S-EM**	3-5002-007A	
7,8	1,5	2	11	2,2	3		✓	✓			**DM1-327D8NB-S20S-EM**	3-5002-008A	
11	2,2	3	17,5	4	5		✓	✓	FS2		**DM1-32011NB-S20S-EM**	3-5004-003A	
17,5	4	5	25	5,5	7,5		✓	✓			**DM1-32017NB-S20S-EM**	3-5004-004A	
25	5,5	7,5	32	7,5	10		✓	✓	FS3		**DM1-32025NB-S20S-EM**	3-5006-002A	
32	7,5	10	48	11	15		✓	✓	FS4		**DM1-32032NB-S20S-EM**	3-5008-003A	
48	11	15	61	15	20		✓	✓			**DM1-32048NB-S20S-EM**	3-5008-004A	
U_e 230 V AC, 3-phase / U_2 230 V AC, 3-phase, with EMC Filter supply voltage (50/60Hz) ULN: 200 (-15%) - 240 (+10%) V													
1,6	0,25	0,25	3	0,55	0,5	✓	✓	✓	FS1	IP20/NEMA0	**DM1-321D6EB-S20S-EM**	3-5001-005A	1 piece
3	0,55	0,5	4,8	1,1	1	✓	✓	✓			**DM1-323D0EB-S20S-EM**	3-5001-006A	
4,8	1,1	1	7,8	1,5	2	✓	✓	✓			**DM1-324D8EB-S20S-EM**	3-5001-007A	
7,8	1,5	2	11	2,2	3	✓	✓	✓			**DM1-327D8EB-S20S-EM**	3-5001-008A	
11	2,2	3	17,5	4	5	✓	✓	✓	FS2		**DM1-32011EB-S20S-EM**	3-5003-003A	
17,5	4	5	25	5,5	7,5	✓	✓	✓			**DM1-32017EB-S20S-EM**	3-5003-004A	
25	5,5	7,5	32	7,5	10	✓	✓	✓	FS3		**DM1-32025EB-S20S-EM**	3-5005-002A	
32	7,5	10	48	11	15	✓	✓	✓	FS4		**DM1-32032EB-S20S-EM**	3-5007-003A	
48	11	15	61	15	20	✓	✓	✓			**DM1-32048EB-S20S-EM**	3-5007-004A	

Remark
[1] Overload cycle for 60 s all 600 s, 150% overload at 50°C ambient, 110% overload at 40°C
[2] for normal four pole, inside and outside cooled asynchronous motors with 1500 min-1 at 50 Hz / 1800 min-1 at 60 Hz
[3] at 400 V, 50 Hz/at 480 V, 60 Hz

rated current [1]	assigned motor power [1), 2), 3)]		rated current [1]	assigned motor power [1), 2), 3]		features			Frame size	degree of protection	Type	Article no.	VPE
I_n = 150% I_e			I_n = 110% I_e			RFI filter	Brake chopper	7-Segment					
A	kW	HP	A	kW	HP								
U_e 400 V AC, 3-phase / U_2 400 V AC, 3-phase, without EMC Filter supply voltage (50/60Hz) ULN: 380 (-15%) - 500 (+10%) V													
1,5	0,55	0,5	2,2	0,75	1		✓	✓	FS1	IP20/NEMA0	**DM1-341D5NB-S20S-EM**	3-5010-005A	1 piece
2,2	0,75	1	4,3	1,5	2		✓	✓			**DM1-342D2NB-S20S-EM**	3-5010-006A	
4,3	1,5	2	5,6	2,2	3		✓	✓			**DM1-344D3NB-S20S-EM**	3-5010-007A	
5,6	2,2	3	7,6	3	5		✓	✓			**DM1-345D6NB-S20S-EM**	3-5010-008A	
7,6	3	5	12	5,5	7,5		✓	✓	FS2		**DM1-347D6NB-S20S-EM**	3-5012-004A	
12	5,5	7,5	16	7,5	10		✓	✓			**DM1-34012NB-S20S-EM**	3-5012-005A	
16	7,5	10	23	11	15		✓	✓			**DM1-34016NB-S20S-EM**	3-5012-006A	
23	11	15	31	15	20		✓	✓	FS3		**DM1-34023NB-S20S-EM**	3-5014-002A	
31	15	20	38	18,5	25		✓	✓	FS4		**DM1-34031NB-S20S-EM**	3-5016-003A	
38	18,5	25	46	22	30		✓	✓			**DM1-34038NB-S20S-EM**	3-5016-004A	
U_e 400 V AC, 3-phase / U_2 400 V AC, 3-phase, with EMC Filter supply voltage (50/60Hz) ULN: 380 (-15%) - 500 (+10%) V													
1,5	0,55	0,5	2,2	0,75	1	✓	✓	✓	FS1	IP20/NEMA0	**DM1-341D5EB-S20S-EM**	3-5009-005A	1 piece
2,2	0,75	1	4,3	1,5	2	✓	✓	✓			**DM1-342D2EB-S20S-EM**	3-5009-006A	
4,3	1,5	2	5,6	2,2	3	✓	✓	✓			**DM1-344D3EB-S20S-EM**	3-5009-007A	
5,6	2,2	3	7,6	3	5	✓	✓	✓			**DM1-345D6EB-S20S-EM**	3-5009-008A	
7,6	3	5	12	5,5	7,5	✓	✓	✓	FS2		**DM1-347D6EB-S20S-EM**	3-5011-004A	
12	5,5	7,5	16	7,5	10	✓	✓	✓			**DM1-34012EB-S20S-EM**	3-5011-005A	
16	7,5	10	23	11	15	✓	✓	✓			**DM1-34016EB-S20S-EM**	3-5011-006A	
23	11	15	31	15	20	✓	✓	✓	FS3		**DM1-34023EB-S20S-EM**	3-5013-002A	
31	15	20	38	18,5	25	✓	✓	✓	FS4		**DM1-34031EB-S20S-EM**	3-5015-003A	
38	18,5	25	46	22	30	✓	✓	✓			**DM1-34038EB-S20S-EM**	3-5015-004A	

Remark
[1] Overload cycle for 60 s all 600 s, 150% overload at 50°C ambient, 110% overload at 40°C
[2] for normal four pole, inside and outside cooled asynchronous motors with 1500 min-1 at 50 Hz / 1800 min-1 at 60 Hz
[3] at 400 V, 50 Hz/at 480 V, 60 Hz

rated current [1]	assigned motor power [1), 2), 3)]		rated current [1]	assigned motor power [1), 2), 3]		features			Frame size	degree of protection	Type	Article no.	VPE
I_n = 150% I_e			I_n = 110% I_e			RFI filter	Brake chopper	7-Segment					
A	kW	HP	A	kW	HP								
U_e 575 V AC, 3-phase / U_2 575 V AC, 3-phase, without EMC Filter supply voltage (50/60Hz) ULN: 525 (-15%) - 600 (+10%) V													
4,5	2,2	3	7,5	4	5		✓	✓	FS2	IP20/NEMA0	**DM1-354D5NB-S20S-EM**	3-5051-004A	1 piece
7,5	4	5	10	5,5	7,5		✓	✓			**DM1-357D5NB-S20S-EM**	3-5051-005A	
10	5,5	7,5	13,5	7,5	10		✓	✓			**DM1-35010NB-S20S-EM**	3-5051-006A	
13,5	7,5	10	18	11	15		✓	✓	FS3		**DM1-35013NB-S20S-EM**	3-5052-002A	
18	11	15	22	15	20		✓	✓	FS4		**DM1-35018NB-S20S-EM**	3-5053-003A	
22	15	20	27	18,5	25		✓	✓			**DM1-35022NB-S20S-EM**	3-5053-004A	

Remark
[1] Overload cycle for 60 s all 600 s, 150% overload at 50°C ambient, 110% overload at 40°C
[2] for normal four pole, inside and outside cooled asynchronous motors with 1500 min-1 at 50 Hz / 1800 min-1 at 60 Hz
[3] at 400 V, 50 Hz/at 480 V, 60 Hz

Options

	description	length	use with	Type	Article no.	VPE
		m				
Network options DM1Pro						
	DM1 Profibus Option with adpater case		DM1	**DXM-NET-PROFIBUS**	**3-5039-001A**	1 piece
	DM1 CANopen Option with adapter case		DM1	**DXM-NET-CANOPEN**	**3-5040-001A**	1 piece
IP21 / NEMA1 Kit DM1						
	DM1 FR1 NEMA 1 Kit		DM1	**DXM-ACC-FR1N1KIT**	**3-5033-001A**	1 piece
	DM1 FR2 NEMA 1 Kit		DM1	**DXM-ACC-FR2N1KIT**	**3-5034-001A**	1 piece
	DM1 FR3 NEMA 1 Kit		DM1	**DXM-ACC-FR3N1KIT**	**3-5035-001A**	1 piece
	DM1 FR4 NEMA 1 Kit		DM1	**DXM-ACC-FR4N1KIT**	**3-5036-001A**	1 piece
Keypad Options DG1, DH1 & DM1						
	DG1/DH1 Keypad: RMTKIT			**DXG-KEY-RMTKIT**	**730-32033-00P**	1 piece

General			
Product Standard			IEC/EN 61800-2
Production Quality			RoHS, ISO 9001
Safety			IEC/EN 61800-5-1:2007/A1:2017; UL 61800-5-1:2012 (Rev. 2018), CSA C22.2 No. 274-17:2017
Radio Interference			IEC/EN 61800-3
internal EMC filter			Yes, C2
Radio Interference class (EMC)			C1 (with external Filer, only conducted emissions), C2, C3; dependent on motor wire lenght, power and Ambient. Eventually external Filters (option) required.
Radio Interference class (EMC), external filters			optional external EMC filters are required for longer motor wires and use in different EMC environments
Environment (EMC)			1st and 2nd environment according to EN 61800-3
1st environment			Yes
2nd environment			Yes
longest permissible length of motor cable with internal filter			C2 ≤ 5 m | C3 ≤ 25 m
Immunity			EN 61800-3:2004+A1-2012, first and second Environment
Emissions			EN 61800-3:2004+A1-2012, Category C2
Electrostatic Discharge (ESD)			IEC 61000-4-2, 4 kV Contact, 8 kV Air, Second environment, Criterion B
Fast Transients (Burst)			IEC 61000-4-4, 2 kV/5 kHz, Second environment Criterion B
Dielectrical strength			Primary to secondary: 3600 VAC/5100 VDC Primary to earth: 2000 VAC/2828 VDC

Ambient temperature		°C	
Overload 1.1 x IL (1 min./10 min.)			–10°C to 40°C, up to 55°C with derating 1%/K
Overload 1.5 x IH (1 min./10 min.)			–10°C to 50°C, up to 60°C with derating 1%/K
Tmin		°C	-10
Tmax		°C	60
Ambient conditions			IEC 60068-2-60
Ambient according to IEC 60721-3-3			3C2, 3S2
Ambient Temperature storage		°C	-40 - +70

supply networks			TN-S, TN-C, TN-C-S, TT, IT
Mounting positions			vertical
Degree of protection			EN 60529:1992
DM1-…-C20C			IP20 / NEMA Type 0, IP21/NEMA 1 with Option
Protection against direct contact			BGV A3 (VBG4, finger- and back-of-hand proof)
Overvoltage category			III
Pollution degree			2
Shock resistance			EN 61800-5-1, EN 60068-2-27 UPS drop test (for applicable UPS weights) Storage and shipping: maximum 15g, 11 ms (in package)

Main circuit			
rated operational voltage (three phase)			
DM1-11...		V	115 (-10%/+10%)
DM1-12...		V	208 (-10%) - 240 (+10%)
DM1-32...		V	208 (-10%) - 240 (+10%)
DM1-34...		V	380 (-10%) - 500 (+10%)
DM1-35...		V	500 (-10%) - 600 (+10%)
Tolerance up		%	10
Tolerance dwn		%	15
Supply Frequency		Hz	50/60
Tolerance		%	10
			45 - 66
Mains switch-on frequency			maximum once per 60 seconds
Overload capability			Overload cycle for 60 s every 600 s
IL (1 min./10 min.)		%	110
IH (1 min./10 min.)		%	150
Comment			Rated operational current at an switching frequency of 4 kHz and an ambient air temperature of +50 °C for high overload and +40°C for low overload
short time overload capability (2 sec / 20 sec)		%	200
Peak-Overload cycle			for 2 seconds all 20 seconds
Output voltage at Ue		V	0 - Uin

Inverter functions			
Ramp time			
Acceleration		s	0,1 - 3000
Deceleration		s	0,1 - 3000
Operation mode			All DM1: V/f control | DM1Pro: | Speed control with Slip compensation | sensorless vector control (SLV) | Torque control | PM Motorcontrol
Inputs / Outputs			
Digital inputs			4, programmable, max. 30V DC
Digital outputs			
Analog Inputs			1, programmable, 0 - 10 V, 2 - 10 V, 0/4 - 20 mA
Analog Outputs			1, programmable, 0 - 10 V
Relais			2, programmable, 1 Form C and 1 NO, 3 A (240 V AC) / 3 A (24 V DC)
Communication			
on-board			All DM1: Modbus RTU | DM1Pro: Modbus TCP, BACnet MS/TP, Bacnet TCP, Ethernet IP
optional			Profibus, CAN, DeviceNet, SmartWireDT, i.V.: Profinet

	Ie (150% Overload)				Ie (110% Overload)							Externe Bremswiderstände External braking resistors				
	Bemessungs-betriebsstrom nominal device current	Zuordnungsart 1 co-ordination class 1	Zuordnungsart 1 co-ordination class 1	Sicherungshalter fuse holder	Bemessungs-betriebsstrom nominal device current	Zuordnungsart 1 co-ordination class 1	Zuordnungsart 1 co-ordination class 1	Sicherungshalter fuse holder	minimal Braking Resistor	Switch-On voltage	Number of brake choppers	10,0 % ED	20,0 % ED	40,0 % ED	Hinweis	RCD Type
	A				A				Ω							
3~/3~ 230V w/o EMC																
DM1-321D6NB-N20B-EM	1,6	PKZM0-1,6	C10G4		3	PKZM0-4	C10G4		36	395	1	DX-BR040-3K1	DX-BR040-3K1	DX-BR040-3K1		FRCdM-25/4/003-G/Bfq
DM1-323D0NB-N20B-EM	3	PKZM0-4	C10G10		4,8	PKZM0-6,3	C10G10		36	395	1	DX-BR040-3K1	DX-BR040-3K1	DX-BR040-3K1		FRCdM-25/4/003-G/Bfq
DM1-324D8NB-N20B-EM	4,8	PKZM0-6,3	C10G10		7,8	PKZM0-10	C10G10		36	395	1	DX-BR040-3K1	DX-BR040-3K1	DX-BR040-3K1		FRCdM-25/4/003-G/Bfq
DM1-327D8NB-N20B-EM	7,8	PKZM0-10	C10G16		11	PKZM0-12	C10G16		36	395	1	DX-BR040-3K1	DX-BR040-3K1	DX-BR040-3K1		FRCdM-25/4/003-G/Bfq
DM1-32011NB-N20B-EM	11	PKZM0-12	C10G32		17,5	PKZM0-20	C10G32		16	395	1	DX-BR022-1K4	DX-BR022-3K1	DX-BR022-3K1		FRCdM-40/4/003-G/Bfq
DM1-32017NB-N20B-EM	17,5	PKZM0-20	C10G32		25	PKZM0-25	C10G32		16	395	1	DX-BR022-1K4	DX-BR022-3K1	DX-BR022-5K1		FRCdM-40/4/003-G/Bfq
DM1-32025NB-N20B-EM	25	PKZM0-25	C14G40		32	PKZM0-32	C14G40		12	395	1	DX-BR012-3K1	DX-BR012-3K1	DX-BR012-9K2		FRCdM-40/4/003-G/Bfq
DM1-32032NB-N20B-EM	32	PKZM0-32	C22G63		48	PKZM4-50	C22G63		6	395	1	P:3 x DX-BR022-1K4	P:3 x DX-BR022-1K4	P:3 x DX-BR022-3K1		FRCdM-63/4/003-G/Bfq
DM1-32048NB-N20B-EM	48	PKZM4-50	C22G80		61	PKZM4-63	C22G80		6	395	1	P:3 x DX-BR022-1K4	P:3 x DX-BR022-3K1	P:3 x DX-BR022-5K1		
3~/3~ 230V w. EMC																
DM1-321D6EB-N20B-EM	1,6	PKZM0-1,6	C10G4		3	PKZM0-4	C10G4		36	395	1	DX-BR040-3K1	DX-BR040-3K1	DX-BR040-3K1		FRCdM-25/4/003-G/Bfq
DM1-323D0EB-N20B-EM	3	PKZM0-4	C10G10		4,8	PKZM0-6,3	C10G10		36	395	1	DX-BR040-3K1	DX-BR040-3K1	DX-BR040-3K1		FRCdM-25/4/003-G/Bfq
DM1-324D8EB-N20B-EM	4,8	PKZM0-6,3	C10G10		7,8	PKZM0-10	C10G10		36	395	1	DX-BR040-3K1	DX-BR040-3K1	DX-BR040-3K1		FRCdM-25/4/003-G/Bfq
DM1-327D8EB-N20B-EM	7,8	PKZM0-10	C10G16		11	PKZM0-12	C10G16		36	395	1	DX-BR040-3K1	DX-BR040-3K1	DX-BR040-3K1		FRCdM-25/4/003-G/Bfq
DM1-32011EB-N20B-EM	11	PKZM0-12	C10G32		17,5	PKZM0-20	C10G32		16	395	1	DX-BR022-1K4	DX-BR022-3K1	DX-BR022-3K1		FRCdM-40/4/003-G/Bfq
DM1-32017EB-N20B-EM	17,5	PKZM0-20	C10G32		25	PKZM0-25	C10G32		16	395	1	DX-BR022-1K4	DX-BR022-3K1	DX-BR022-5K1		FRCdM-40/4/003-G/Bfq
DM1-32025EB-N20B-EM	25	PKZM0-25	C14G40		32	PKZM0-32	C14G40		12	395	1	DX-BR012-3K1	DX-BR012-3K1	DX-BR012-9K2		FRCdM-40/4/003-G/Bfq
DM1-32032EB-N20B-EM	32	PKZM0-32	C22G63		48	PKZM4-50	C22G63		6	395	1	P:3 x DX-BR022-1K4	P:3 x DX-BR022-1K4	P:3 x DX-BR022-3K1		FRCdM-63/4/003-G/Bfq
DM1-32048EB-N20B-EM	48	PKZM4-50	C22G80		61	PKZM4-63	C22G80		6	395	1	P:3 x DX-BR022-1K4	P:3 x DX-BR022-3K1	P:3 x DX-BR022-5K1		
3~/3~ 400V w/o EMC																
DM1-341D5NB-N20B-EM	1,5	PKZM0-1,6	C10G4		2,2	PKZM0-2,5	C10G4		105	790	1	R:3 x DX-BR035-1K1	R:3 x DX-BR035-1K1	R:3 x DX-BR035-1K1		FRCdM-25/4/003-G/Bfq
DM1-342D2NB-N20B-EM	2,2	PKZM0-2,5	C10G10		4,3	PKZM0-6,3	C10G10		105	790	1	R:3 x DX-BR035-1K1	R:3 x DX-BR035-1K1	R:3 x DX-BR040-3K1		FRCdM-25/4/003-G/Bfq
DM1-344D3NB-N20B-EM	4,3	PKZM0-6,3	C10G10		5,6	PKZM0-6,3	C10G10		105	790	1	R:3 x DX-BR035-1K1	R:3 x DX-BR035-1K1	R:3 x DX-BR040-3K1		FRCdM-25/4/003-G/Bfq
DM1-345D6NB-N20B-EM	5,6	PKZM0-6,3	C10G10		7,6	PKZM0-10	C10G10		105	790	1	R:3 x DX-BR035-1K1	R:3 x DX-BR040-3K1	R:3 x DX-BR040-3K1		FRCdM-25/4/003-G/Bfq
DM1-347D6NB-N20B-EM	7,6	PKZM0-10	C10G16		12	PKZM0-12	C10G16		35	790	1	DX-BR035-1K1	DX-BR040-3K1	DX-BR040-5K1		FRCdM-25/4/003-G/Bfq
DM1-34012NB-N20B-EM	12	PKZM0-12	C10G20		16	PKZM0-16	C10G20		35	790	1	DX-BR040-3K1	DX-BR040-3K1	DX-BR047-9K2		FRCdM-25/4/003-G/Bfq
DM1-34016NB-N20B-EM	16	PKZM0-16	C10G32		23	PKZM0-25	C10G32		35	790	1	DX-BR040-3K1	DX-BR040-5K1	DX-BR047-9K2		FRCdM-40/4/003-G/Bfq
DM1-34023NB-N20B-EM	23	PKZM0-25	C14G40		31	PKZM0-32	C14G40		26	790	1	DX-BR040-3K1	DX-BR040-5K1	P2R2: DX-BR047-9K2		FRCdM-40/4/003-G/Bfq
DM1-34031NB-N20B-EM	31	PKZM0-32	C14G50		38	PKZM4-40	C14G50		17	790	1	DX-BR022-5K1	DX-BR022-9K2	P:2 x DX-BR047-9K2		FRCdM-63/4/003-G/Bfq
DM1-34038NB-N20B-EM	38	PKZM4-40	C22G63		46	PKZM4-50	C22G63		17	790	1	DX-BR022-5K1	DX-BR022-9K2	P:2 x DX-BR047-9K2		FRCdM-63/4/003-G/Bfq
3~/3~ 400V w. EMC																
DM1-341D5EB-N20B-EM	1,5	PKZM0-1,6	C10G4		2,2	PKZM0-2,5	C10G4		105	790	1	R:3 x DX-BR035-1K1	R:3 x DX-BR035-1K1	R:3 x DX-BR035-1K1		FRCdM-25/4/003-G/Bfq
DM1-342D2EB-N20B-EM	2,2	PKZM0-2,5	C10G10		4,3	PKZM0-6,3	C10G10		105	790	1	R:3 x DX-BR035-1K1	R:3 x DX-BR035-1K1	R:3 x DX-BR040-3K1		FRCdM-25/4/003-G/Bfq
DM1-344D3EB-N20B-EM	4,3	PKZM0-6,3	C10G10		5,6	PKZM0-6,3	C10G10		105	790	1	R:3 x DX-BR035-1K1	R:3 x DX-BR035-1K1	R:3 x DX-BR040-3K1		FRCdM-25/4/003-G/Bfq
DM1-345D6EB-N20B-EM	5,6	PKZM0-6,3	C10G10		7,6	PKZM0-10	C10G10		105	790	1	R:3 x DX-BR035-1K1	R:3 x DX-BR040-3K1	R:3 x DX-BR040-3K1		FRCdM-25/4/003-G/Bfq
DM1-347D6EB-N20B-EM	7,6	PKZM0-10	C10G16		12	PKZM0-12	C10G16		35	790	1	DX-BR035-1K1	DX-BR040-3K1	DX-BR040-5K1		FRCdM-25/4/003-G/Bfq
DM1-34012EB-N20B-EM	12	PKZM0-12	C10G20		16	PKZM0-16	C10G20		35	790	1	DX-BR040-3K1	DX-BR040-3K1	DX-BR047-9K2		FRCdM-25/4/003-G/Bfq
DM1-34016EB-N20B-EM	16	PKZM0-16	C10G32		23	PKZM0-25	C10G32		35	790	1	DX-BR040-3K1	DX-BR040-5K1	DX-BR047-9K2		FRCdM-40/4/003-G/Bfq
DM1-34023EB-N20B-EM	23	PKZM0-25	C14G40		31	PKZM0-32	C14G40		26	790	1	DX-BR040-3K1	DX-BR040-5K1	P2R2: DX-BR047-9K2		FRCdM-40/4/003-G/Bfq
DM1-34031EB-N20B-EM	31	PKZM0-32	C14G50		38	PKZM4-40	C14G50		17	790	1	DX-BR022-5K1	DX-BR022-9K2	P:2 x DX-BR047-9K2		FRCdM-63/4/003-G/Bfq
DM1-34038EB-N20B-EM	38	PKZM4-40	C22G63		46	PKZM4-50	C22G63		17	790	1	DX-BR022-5K1	DX-BR022-9K2	P:2 x DX-BR047-9K2		FRCdM-63/4/003-G/Bfq

	Ie (150% Overload)				Ie (110% Overload)							Externe Bremswiderstände External braking resistors				
	Bemessungs-betriebsstrom nominal device current	Zuordnungsart 1 co-ordination class 1	Zuordnungsart 1 co-ordination class 1	Sicherungshalter fuse holder	Bemessungs-betriebsstrom nominal device current	Zuordnungsart 1 co-ordination class 1	Zuordnungsart 1 co-ordination class 1	Sicherungshalter fuse holder	minimal Braking Resistor	Switch-On voltage	Number of brake choppers	10,0 % ED	20,0 % ED	40,0 % ED	Hinweis	RCD Type
	A				A				Ω							
1~ 115V/3~230 V w/o EMC																
DM1-111D6NB-S20S-EM	1,6	PKZM0-1,6	C10G10		3	PKZM0-4	C10G10		36	395	1					FRCdM-25/4/003-G/Bfq
DM1-113D0NB-S20S-EM	3	PKZM0-4	C10G25		4,8	PKZM0-6,3	C10G25		36	395	1					FRCdM-25/4/003-G/Bfq
DM1-114D8NB-S20S-EM	4,8	PKZM0-6,3	C10G32		6,9	PKZM0-10	C10G32		16	395	1					FRCdM-40/4/003-G/Bfq
DM1-116D9NB-S20S-EM	6,9	PKZM0-10	C14G40		7,8	PKZM0-10	C14G40		16	395	1					FRCdM-40/4/003-G/Bfq
1~ 115V/3~ 230V w. EMC																
DM1-111D6EB-S20S-EM	1,6	PKZM0-1,6	C10G10		3	PKZM0-4	C10G10		36	395	1					FRCdM-25/4/003-G/Bfq
DM1-113D0EB-S20S-EM	3	PKZM0-4	C10G25		4,8	PKZM0-6,3	C10G25		36	395	1					FRCdM-25/4/003-G/Bfq
DM1-114D8EB-S20S-EM	4,8	PKZM0-6,3	C10G32		6,9	PKZM0-10	C10G32		16	395	1					FRCdM-40/4/003-G/Bfq
DM1-116D9EB-S20S-EM	6,9	PKZM0-10	C14G40		7,8	PKZM0-10	C14G40		16	395	1					FRCdM-40/4/003-G/Bfq
1~/3~ 230V w/o EMC																
DM1-121D6NB-S20S-EM	1,6	PKZM0-1,6	C10G4		3	PKZM0-4	C10G4		36	395	1	DX-BR040-3K1	DX-BR040-3K1	DX-BR040-3K1		FRCdM-25/4/003-G/Bfq
DM1-123D0NB-S20S-EM	3	PKZM0-4	C10G10		4,8	PKZM0-6,3	C10G10		36	395	1	DX-BR040-3K1	DX-BR040-3K1	DX-BR040-3K1		FRCdM-25/4/003-G/Bfq
DM1-124D8NB-S20S-EM	4,8	PKZM0-6,3	C10G10		7,8	PKZM0-10	C10G10		36	395	1	DX-BR040-3K1	DX-BR040-3K1	DX-BR040-3K1		FRCdM-25/4/003-G/Bfq
DM1-127D8NB-S20S-EM	7,8	PKZM0-10	C10G16		11	PKZM0-12	C10G16		16	395	1	DX-BR022-1K4	DX-BR022-1K4	DX-BR022-3K1		FRCdM-25/4/003-G/Bfq
DM1-12011NB-S20S-EM	11	PKZM0-12	C10G25		17,5	PKZM0-20	C10G25		16	395	1	DX-BR022-1K4	DX-BR022-3K1	DX-BR022-3K1		FRCdM-25/4/003-G/Bfq
DM1-12017NB-S20S-EM	17,5	PKZM0-20	C10G32		25	PKZM0-25	C10G32		12	395	1	DX-BR012-3K1	DX-BR012-3K1	DX-BR012-5K1		FRCdM-40/4/003-G/Bfq
1~/3~ 230V w. EMC																
DM1-121D6EB-S20S-EM	1,6	PKZM0-1,6	C10G4		3	PKZM0-4	C10G4		36	395	1	DX-BR040-3K1	DX-BR040-3K1	DX-BR040-3K1		FRCdM-25/4/003-G/Bfq
DM1-123D0EB-S20S-EM	3	PKZM0-4	C10G10		4,8	PKZM0-6,3	C10G10		36	395	1	DX-BR040-3K1	DX-BR040-3K1	DX-BR040-3K1		FRCdM-25/4/003-G/Bfq
DM1-124D8EB-S20S-EM	4,8	PKZM0-6,3	C10G10		7,8	PKZM0-10	C10G10		36	395	1	DX-BR040-3K1	DX-BR040-3K1	DX-BR040-3K1		FRCdM-25/4/003-G/Bfq
DM1-127D8EB-S20S-EM	7,8	PKZM0-10	C10G16		11	PKZM0-12	C10G16		16	395	1	DX-BR022-1K4	DX-BR022-1K4	DX-BR022-3K1		FRCdM-25/4/003-G/Bfq
DM1-12011EB-S20S-EM	11	PKZM0-12	C10G25		17,5	PKZM0-20	C10G25		16	395	1	DX-BR022-1K4	DX-BR022-3K1	DX-BR022-3K1		FRCdM-25/4/003-G/Bfq
DM1-12017EB-S20S-EM	17,5	PKZM0-20	C10G32		25	PKZM0-25	C10G32		12	395	1	DX-BR012-3K1	DX-BR012-3K1	DX-BR012-5K1		FRCdM-40/4/003-G/Bfq
3~/3~ 230V w/o EMC																
DM1-321D6NB-S20S-EM	1,6	PKZM0-1,6	C10G4		3	PKZM0-4	C10G4		36	395	1	DX-BR040-3K1	DX-BR040-3K1	DX-BR040-3K1		FRCdM-25/4/003-G/Bfq
DM1-323D0NB-S20S-EM	3	PKZM0-4	C10G10		4,8	PKZM0-6,3	C10G10		36	395	1	DX-BR040-3K1	DX-BR040-3K1	DX-BR040-3K1		FRCdM-25/4/003-G/Bfq
DM1-324D8NB-S20S-EM	4,8	PKZM0-6,3	C10G10		7,8	PKZM0-10	C10G10		36	395	1	DX-BR040-3K1	DX-BR040-3K1	DX-BR040-3K1		FRCdM-25/4/003-G/Bfq
DM1-327D8NB-S20S-EM	7,8	PKZM0-10	C10G16		11	PKZM0-12	C10G16		36	395	1	DX-BR040-3K1	DX-BR040-3K1	DX-BR040-3K1		FRCdM-25/4/003-G/Bfq
DM1-32011NB-S20S-EM	11	PKZM0-12	C10G25		17,5	PKZM0-20	C10G25		16	395	1	DX-BR022-1K4	DX-BR022-3K1	DX-BR022-3K1		FRCdM-25/4/003-G/Bfq
DM1-32017NB-S20S-EM	17,5	PKZM0-20	C10G32		25	PKZM0-25	C10G32		16	395	1	DX-BR022-1K4	DX-BR022-3K1	DX-BR022-5K1		FRCdM-40/4/003-G/Bfq
DM1-32025NB-S20S-EM	25	PKZM0-25	C14G40		32	PKZM0-32	C14G40		12	395	1	DX-BR012-3K1	DX-BR012-3K1	DX-BR012-9K2		FRCdM-40/4/003-G/Bfq
DM1-32032NB-S20S-EM	32	PKZM0-32	C22G63		48	PKZM4-50	C22G63		6	395	1	P:3 x DX-BR022-1K4	P:3 x DX-BR022-1K4	P:3 x DX-BR022-3K1		FRCdM-63/4/003-G/Bfq
DM1-32048NB-S20S-EM	48	PKZM4-50	C22G80		61	PKZM4-63	C22G80		6	395	1	P:3 x DX-BR022-1K4	P:3 x DX-BR022-3K1	P:3 x DX-BR022-5K1		
3~/3~ 230V w. EMC																
DM1-321D6EB-S20S-EM	1,6	PKZM0-1,6	C10G4		3	PKZM0-4	C10G4		36	395	1	DX-BR040-3K1	DX-BR040-3K1	DX-BR040-3K1		FRCdM-25/4/003-G/Bfq
DM1-323D0EB-S20S-EM	3	PKZM0-4	C10G10		4,8	PKZM0-6,3	C10G10		36	395	1	DX-BR040-3K1	DX-BR040-3K1	DX-BR040-3K1		FRCdM-25/4/003-G/Bfq
DM1-324D8EB-S20S-EM	4,8	PKZM0-6,3	C10G10		7,8	PKZM0-10	C10G10		36	395	1	DX-BR040-3K1	DX-BR040-3K1	DX-BR040-3K1		FRCdM-25/4/003-G/Bfq
DM1-327D8EB-S20S-EM	7,8	PKZM0-10	C10G16		11	PKZM0-12	C10G16		36	395	1	DX-BR040-3K1	DX-BR040-3K1	DX-BR040-3K1		FRCdM-25/4/003-G/Bfq
DM1-32011EB-S20S-EM	11	PKZM0-12	C10G25		17,5	PKZM0-20	C10G25		16	395	1	DX-BR022-1K4	DX-BR022-3K1	DX-BR022-3K1		FRCdM-25/4/003-G/Bfq
DM1-32017EB-S20S-EM	17,5	PKZM0-20	C10G32		25	PKZM0-25	C10G32		16	395	1	DX-BR022-1K4	DX-BR022-3K1	DX-BR022-5K1		FRCdM-40/4/003-G/Bfq
DM1-32025EB-S20S-EM	25	PKZM0-25	C14G40		32	PKZM0-32	C14G40		12	395	1	DX-BR012-3K1	DX-BR012-3K1	DX-BR012-9K2		FRCdM-40/4/003-G/Bfq
DM1-32032EB-S20S-EM	32	PKZM0-32	C22G63		48	PKZM4-50	C22G63		6	395	1	P:3 x DX-BR022-1K4	P:3 x DX-BR022-1K4	P:3 x DX-BR022-3K1		FRCdM-63/4/003-G/Bfq
DM1-32048EB-S20S-EM	48	PKZM4-50	C22G80		61	PKZM4-63	C22G80		6	395	1	P:3 x DX-BR022-1K4	P:3 x DX-BR022-3K1	P:3 x DX-BR022-5K1		

	Ie (150% Overload)				Ie (110% Overload)							Externe Bremswiderstände External braking resistors				
	Bemessungs-betriebsstrom nominal device current	Zuordnungsart 1 co-ordination class 1	Zuordnungsart 1 co-ordination class 1	Sicherungshalter fuse holder	Bemessungs-betriebsstrom nominal device current	Zuordnungsart 1 co-ordination class 1	Zuordnungsart 1 co-ordination class 1	Sicherungshalter fuse holder	minimal Braking Resistor	Switch-On voltage	Number of brake choppers	10,0 % ED	20,0 % ED	40,0 % ED	Hinweis	RCD Type
	A				A				Ω							
3~/3~ 400V w/o EMC																
DM1-341D5NB-S20S-EM	1,5	PKZM0-1,6	C10G4		2,2	PKZM0-2,5	C10G4		105	790	1	R:3 x DX-BR035-1K1	R:3 x DX-BR035-1K1	R:3 x DX-BR035-1K1		FRCdM-25/4/003-G/Bfq
DM1-342D2NB-S20S-EM	2,2	PKZM0-2,5	C10G10		4,3	PKZM0-6,3	C10G10		105	790	1	R:3 x DX-BR035-1K1	R:3 x DX-BR035-1K1	R:3 x DX-BR040-3K1		FRCdM-25/4/003-G/Bfq
DM1-344D3NB-S20S-EM	4,3	PKZM0-6,3	C10G10		5,6	PKZM0-6,3	C10G10		105	790	1	R:3 x DX-BR035-1K1	R:3 x DX-BR035-1K1	R:3 x DX-BR040-3K1		FRCdM-25/4/003-G/Bfq
DM1-345D6NB-S20S-EM	5,6	PKZM0-6,3	C10G10		7,6	PKZM0-10	C10G10		105	790	1	R:3 x DX-BR035-1K1	R:3 x DX-BR040-3K1	R:3 x DX-BR040-3K1		FRCdM-25/4/003-G/Bfq
DM1-347D6NB-S20S-EM	7,6	PKZM0-10	C10G16		12	PKZM0-12	C10G16		35	790	1	DX-BR035-1K1	DX-BR040-3K1	DX-BR040-5K1		FRCdM-25/4/003-G/Bfq
DM1-34012NB-S20S-EM	12	PKZM0-12	C10G20		16	PKZM0-16	C10G20		35	790	1	DX-BR040-3K1	DX-BR040-3K1	DX-BR047-9K2		FRCdM-25/4/003-G/Bfq
DM1-34016NB-S20S-EM	16	PKZM0-16	C10G32		23	PKZM0-25	C10G32		35	790	1	DX-BR040-3K1	DX-BR040-5K1	DX-BR047-9K2		FRCdM-40/4/003-G/Bfq
DM1-34023NB-S20S-EM	23	PKZM0-25	C14G40		31	PKZM0-32	C14G40		26	790	1	DX-BR040-3K1	DX-BR040-5K1	P2R2: DX-BR047-9K2		FRCdM-40/4/003-G/Bfq
DM1-34031NB-S20S-EM	31	PKZM0-32	C14G50		38	PKZM4-40	C14G50		17	790	1	DX-BR022-5K1	DX-BR022-9K2	P:2 x DX-BR047-9K2		FRCdM-63/4/003-G/Bfq
DM1-34038NB-S20S-EM	38	PKZM4-40	C22G63		46	PKZM4-50	C22G63		17	790	1	DX-BR022-5K1	DX-BR022-9K2	P:2 x DX-BR047-9K2		FRCdM-63/4/003-G/Bfq
3~/3~ 400V w. EMC																
DM1-341D5EB-S20S-EM	1,5	PKZM0-1,6	C10G4		2,2	PKZM0-2,5	C10G4		105	790	1	R:3 x DX-BR035-1K1	R:3 x DX-BR035-1K1	R:3 x DX-BR035-1K1		FRCdM-25/4/003-G/Bfq
DM1-342D2EB-S20S-EM	2,2	PKZM0-2,5	C10G10		4,3	PKZM0-6,3	C10G10		105	790	1	R:3 x DX-BR035-1K1	R:3 x DX-BR035-1K1	R:3 x DX-BR040-3K1		FRCdM-25/4/003-G/Bfq
DM1-344D3EB-S20S-EM	4,3	PKZM0-6,3	C10G10		5,6	PKZM0-6,3	C10G10		105	790	1	R:3 x DX-BR035-1K1	R:3 x DX-BR035-1K1	R:3 x DX-BR040-3K1		FRCdM-25/4/003-G/Bfq
DM1-345D6EB-S20S-EM	5,6	PKZM0-6,3	C10G10		7,6	PKZM0-10	C10G10		105	790	1	R:3 x DX-BR035-1K1	R:3 x DX-BR040-3K1	R:3 x DX-BR040-3K1		FRCdM-25/4/003-G/Bfq
DM1-347D6EB-S20S-EM	7,6	PKZM0-10	C10G16		12	PKZM0-12	C10G16		35	790	1	DX-BR035-1K1	DX-BR040-3K1	DX-BR040-5K1		FRCdM-25/4/003-G/Bfq
DM1-34012EB-S20S-EM	12	PKZM0-12	C10G20		16	PKZM0-16	C10G20		35	790	1	DX-BR040-3K1	DX-BR040-3K1	DX-BR047-9K2		FRCdM-25/4/003-G/Bfq
DM1-34016EB-S20S-EM	16	PKZM0-16	C10G32		23	PKZM0-25	C10G32		35	790	1	DX-BR040-3K1	DX-BR040-5K1	DX-BR047-9K2		FRCdM-40/4/003-G/Bfq
DM1-34023EB-S20S-EM	23	PKZM0-25	C14G40		31	PKZM0-32	C14G40		26	790	1	DX-BR040-3K1	DX-BR040-5K1	P2R2: DX-BR047-9K2		FRCdM-40/4/003-G/Bfq
DM1-34031EB-S20S-EM	31	PKZM0-32	C14G50		38	PKZM4-40	C14G50		17	790	1	DX-BR022-5K1	DX-BR022-9K2	P:2 x DX-BR047-9K2		FRCdM-63/4/003-G/Bfq
DM1-34038EB-S20S-EM	38	PKZM4-40	C22G63		46	PKZM4-50	C22G63		17	790	1	DX-BR022-5K1	DX-BR022-9K2	P:2 x DX-BR047-9K2		FRCdM-63/4/003-G/Bfq
3~/3~ 575V w/o EMC																
DM1-354D5NB-S20S-EM	4,5	PKZM0-6,3	C10G10		7,5	PKZM0-10	C10G10		0	-99	1					FRCdM-25/4/003-G/Bfq
DM1-357D5NB-S20S-EM	7,5	PKZM0-10	C10G10		10	PKZM0-10	C10G10		0	-99	1					FRCdM-25/4/003-G/Bfq
DM1-35010NB-S20S-EM	10	PKZM0-10	C10G16		13,5	PKZM0-16	C10G16		0	-99	1					FRCdM-25/4/003-G/Bfq
DM1-35013NB-S20S-EM	13,5	PKZM0-16	C10G20		18	PKZM0-20	C10G20		0	-99	1					FRCdM-25/4/003-G/Bfq
DM1-35018NB-S20S-EM	18	PKZM0-20	C10G25		22	PKZM0-25	C10G25		0	-99	1					FRCdM-25/4/003-G/Bfq
DM1-35022NB-S20S-EM	22	PKZM0-25	C14G40		27	PKZM0-32	C14G40		0	-99	1					FRCdM-40/4/003-G/Bfq

	High Overload (150%)																			
	Bemes-sungs-betriebs-strom I_e	Optionales Netzschütz Optional line contactor	internal EMC Filter allowed cable lenght for C1 [m]	allowed cable lenght for C2 [m]	allowed cable lenght for C3 [m]	external EMV Filter external EMC filter Type	allowed cable lenght for C1 [m]	allowed cable lenght for C2 [m]	allowed cable lenght for C3 [m]	external EMC Filter (Low Leakage current) Type	allowed cable lenght for C1 [m]	allowed cable lenght for C2 [m]	allowed cable lenght for C3 [m]	Netzdrossel Line Choke	uk [%]	Motordrossel Motor Choke	du/dt with this choke	Sinusfilter Sine Filter	allowed cable lenght [m]	All Pole Sine Filter
	A																			
3~/3~ 230V w/o EMC																				
DM1-321D6NB-N20B-EM	1,6	DILM7-10 (230V50HZ,240V60HZ)	0	0	0	DX-EMC34-008	5	50	75	DX-EMC34-008-L		25	50	DX-LN3-004	7,51	DX-LM3-005		DX-SIN3-004		DX-SIN3-006-A
DM1-323D0NB-N20B-EM	3	DILM7-10 (230V50HZ,240V60HZ)	0	0	0	DX-EMC34-008	5	50	75	DX-EMC34-008-L		25	50	DX-LN3-004	7,51	DX-LM3-005		DX-SIN3-004		DX-SIN3-006-A
DM1-324D8NB-N20B-EM	4,8	DILM7-10 (230V50HZ,240V60HZ)	0	0	0	DX-EMC34-008	5	50	75	DX-EMC34-008-L		25	50	DX-LN3-006	4,9	DX-LM3-005		DX-SIN3-010		DX-SIN3-006-A
DM1-327D8NB-N20B-EM	7,8	DILM7-10 (230V50HZ,240V60HZ)	0	0	0	DX-EMC34-008	5	50	75	DX-EMC34-008-L		25	50	DX-LN3-010	2,94	DX-LM3-008		DX-SIN3-010		DX-SIN3-013-A
DM1-32011NB-N20B-EM	11	DILM7-10 (230V50HZ,240V60HZ)	0	0	0	DX-EMC34-016	5	50	75	DX-EMC34-016-L		25	50	DX-LN3-016	1,84	DX-LM3-011		DX-SIN3-016		DX-SIN3-013-A
DM1-32017NB-N20B-EM	17,5	DILM7-10 (230V50HZ,240V60HZ)	0	0	0	DX-EMC34-030	5	50	75	DX-EMC34-030-L		25	50	DX-LN3-025	1,18	DX-LM3-035		DX-SIN3-023		DX-SIN3-024-A
DM1-32025NB-N20B-EM	25	DILM17-10 (230V50HZ,240V60HZ)	0	0	0	DX-EMC34-030	5	50	75	DX-EMC34-030-L		25	50	DX-LN3-025	1,18	DX-LM3-035		DX-SIN3-032		DX-SIN3-046-A
DM1-32032NB-N20B-EM	32	DILM17-10 (230V50HZ,240V60HZ)	0	0	0	DX-EMC34-042	5	50	75	DX-EMC34-042-L		25	50	DX-LN3-040	0,64	DX-LM3-035		DX-SIN3-032		DX-SIN3-046-A
DM1-32048NB-N20B-EM	48	DILM40 (230V50HZ,240V60HZ)	0	0	0	DX-EMC34-055	5	50	75	DX-EMC34-055-L		25	50	DX-LN3-050	0,37	DX-LM3-050		DX-SIN3-048		
3~/3~ 230V w. EMC																				
DM1-321D6EB-N20B-EM	1,6	DILM7-10 (230V50HZ,240V60HZ)	0	5	25	DX-EMC34-008	5	50	75	DX-EMC34-008-L		25	50	DX-LN3-004	7,51	DX-LM3-005		DX-SIN3-004		DX-SIN3-006-A
DM1-323D0EB-N20B-EM	3	DILM7-10 (230V50HZ,240V60HZ)	0	5	25	DX-EMC34-008	5	50	75	DX-EMC34-008-L		25	50	DX-LN3-004	7,51	DX-LM3-005		DX-SIN3-004		DX-SIN3-006-A
DM1-324D8EB-N20B-EM	4,8	DILM7-10 (230V50HZ,240V60HZ)	0	5	25	DX-EMC34-008	5	50	75	DX-EMC34-008-L		25	50	DX-LN3-006	4,9	DX-LM3-005		DX-SIN3-010		DX-SIN3-006-A
DM1-327D8EB-N20B-EM	7,8	DILM7-10 (230V50HZ,240V60HZ)	0	5	25	DX-EMC34-008	5	50	75	DX-EMC34-008-L		25	50	DX-LN3-010	2,94	DX-LM3-008		DX-SIN3-010		DX-SIN3-013-A
DM1-32011EB-N20B-EM	11	DILM7-10 (230V50HZ,240V60HZ)	0	5	25	DX-EMC34-016	5	50	75	DX-EMC34-016-L		25	50	DX-LN3-016	1,84	DX-LM3-011		DX-SIN3-016		DX-SIN3-013-A
DM1-32017EB-N20B-EM	17,5	DILM7-10 (230V50HZ,240V60HZ)	0	5	25	DX-EMC34-030	5	50	75	DX-EMC34-030-L		25	50	DX-LN3-025	1,18	DX-LM3-035		DX-SIN3-023		DX-SIN3-024-A
DM1-32025EB-N20B-EM	25	DILM17-10 (230V50HZ,240V60HZ)	0	5	25	DX-EMC34-030	5	50	75	DX-EMC34-030-L		25	50	DX-LN3-025	1,18	DX-LM3-035		DX-SIN3-032		DX-SIN3-046-A
DM1-32032EB-N20B-EM	32	DILM17-10 (230V50HZ,240V60HZ)	0	5	25	DX-EMC34-042	5	50	75	DX-EMC34-042-L		25	50	DX-LN3-040	0,64	DX-LM3-035		DX-SIN3-032		DX-SIN3-046-A
DM1-32048EB-N20B-EM	48	DILM40 (230V50HZ,240V60HZ)	0	5	25	DX-EMC34-055	5	50	75	DX-EMC34-055-L		25	50	DX-LN3-050	0,37	DX-LM3-050		DX-SIN3-048		
3~/3~ 400V w/o EMC																				
DM1-341D5NB-N20B-EM	1,5	DILM7-10 (230V50HZ,240V60HZ)	0	0	0	DX-EMC34-008	5	50	75	DX-EMC34-008-L		25	50	DX-LN3-004	7,51	DX-LM3-005		DX-SIN3-004		DX-SIN3-006-A
DM1-342D2NB-N20B-EM	2,2	DILM7-10 (230V50HZ,240V60HZ)	0	0	0	DX-EMC34-008	5	50	75	DX-EMC34-008-L		25	50	DX-LN3-004	7,51	DX-LM3-005		DX-SIN3-004		DX-SIN3-006-A
DM1-344D3NB-N20B-EM	4,3	DILM7-10 (230V50HZ,240V60HZ)	0	0	0	DX-EMC34-008	5	50	75	DX-EMC34-008-L		25	50	DX-LN3-006	4,9	DX-LM3-005		DX-SIN3-010		DX-SIN3-006-A
DM1-345D6NB-N20B-EM	5,6	DILM7-10 (230V50HZ,240V60HZ)	0	0	0	DX-EMC34-008	5	50	75	DX-EMC34-008-L		25	50	DX-LN3-006	4,9	DX-LM3-008		DX-SIN3-010		DX-SIN3-006-A
DM1-347D6NB-N20B-EM	7,6	DILM7-10 (230V50HZ,240V60HZ)	0	0	0	DX-EMC34-008	5	50	75	DX-EMC34-008-L		25	50	DX-LN3-010	2,94	DX-LM3-008		DX-SIN3-010		DX-SIN3-013-A
DM1-34012NB-N20B-EM	12	DILM7-10 (230V50HZ,240V60HZ)	0	0	0	DX-EMC34-016	5	50	75	DX-EMC34-016-L		25	50	DX-LN3-016	1,84	DX-LM3-016		DX-SIN3-016		DX-SIN3-013-A
DM1-34016NB-N20B-EM	16	DILM7-10 (230V50HZ,240V60HZ)	0	0	0	DX-EMC34-016	5	50	75	DX-EMC34-016-L		25	50	DX-LN3-016	1,84	DX-LM3-016		DX-SIN3-016		DX-SIN3-024-A
DM1-34023NB-N20B-EM	23	DILM17-10 (230V50HZ,240V60HZ)	0	0	0	DX-EMC34-030	5	50	75	DX-EMC34-030-L		25	50	DX-LN3-025	1,18	DX-LM3-035		DX-SIN3-023		DX-SIN3-024-A
DM1-34031NB-N20B-EM	31	DILM17-10 (230V50HZ,240V60HZ)	0	0	0	DX-EMC34-042	5	50	75	DX-EMC34-042-L		25	50	DX-LN3-040	0,64	DX-LM3-035		DX-SIN3-032		DX-SIN3-046-A
DM1-34038NB-N20B-EM	38	DILM17-10 (230V50HZ,240V60HZ)	0	0	0	DX-EMC34-042	5	50	75	DX-EMC34-042-L		25	50	DX-LN3-040	0,64	DX-LM3-050		DX-SIN3-048		DX-SIN3-046-A
3~/3~ 400V w. EMC																				
DM1-341D5EB-N20B-EM	1,5	DILM7-10 (230V50HZ,240V60HZ)	0	5	25	DX-EMC34-008	5	50	75	DX-EMC34-008-L		25	50	DX-LN3-004	7,51	DX-LM3-005		DX-SIN3-004		DX-SIN3-006-A
DM1-342D2EB-N20B-EM	2,2	DILM7-10 (230V50HZ,240V60HZ)	0	5	25	DX-EMC34-008	5	50	75	DX-EMC34-008-L		25	50	DX-LN3-004	7,51	DX-LM3-005		DX-SIN3-004		DX-SIN3-006-A
DM1-344D3EB-N20B-EM	4,3	DILM7-10 (230V50HZ,240V60HZ)	0	5	25	DX-EMC34-008	5	50	75	DX-EMC34-008-L		25	50	DX-LN3-006	4,9	DX-LM3-005		DX-SIN3-010		DX-SIN3-006-A
DM1-345D6EB-N20B-EM	5,6	DILM7-10 (230V50HZ,240V60HZ)	0	5	25	DX-EMC34-008	5	50	75	DX-EMC34-008-L		25	50	DX-LN3-006	4,9	DX-LM3-008		DX-SIN3-010		DX-SIN3-006-A
DM1-347D6EB-N20B-EM	7,6	DILM7-10 (230V50HZ,240V60HZ)	0	5	25	DX-EMC34-008	5	50	75	DX-EMC34-008-L		25	50	DX-LN3-010	2,94	DX-LM3-008		DX-SIN3-010		DX-SIN3-013-A
DM1-34012EB-N20B-EM	12	DILM7-10 (230V50HZ,240V60HZ)	0	5	25	DX-EMC34-016	5	50	75	DX-EMC34-016-L		25	50	DX-LN3-016	1,84	DX-LM3-016		DX-SIN3-016		DX-SIN3-013-A
DM1-34016EB-N20B-EM	16	DILM7-10 (230V50HZ,240V60HZ)	0	5	25	DX-EMC34-016	5	50	75	DX-EMC34-016-L		25	50	DX-LN3-016	1,84	DX-LM3-016		DX-SIN3-016		DX-SIN3-024-A
DM1-34023EB-N20B-EM	23	DILM17-10 (230V50HZ,240V60HZ)	0	5	25	DX-EMC34-030	5	50	75	DX-EMC34-030-L		25	50	DX-LN3-025	1,18	DX-LM3-035		DX-SIN3-023		DX-SIN3-024-A
DM1-34031EB-N20B-EM	31	DILM17-10 (230V50HZ,240V60HZ)	0	5	25	DX-EMC34-042	5	50	75	DX-EMC34-042-L		25	50	DX-LN3-040	0,64	DX-LM3-035		DX-SIN3-032		DX-SIN3-046-A
DM1-34038EB-N20B-EM	38	DILM17-10 (230V50HZ,240V60HZ)	0	5	25	DX-EMC34-042	5	50	75	DX-EMC34-042-L		25	50	DX-LN3-040	0,64	DX-LM3-050		DX-SIN3-048		DX-SIN3-046-A

	High Overload (150%)																			
	Bemes-sungs-betriebs-strom I_e	Optionales Netzschütz Optional line contactor	internal EMC Filter allowed cable lenght for C1 [m]	allowed cable lenght for C2 [m]	allowed cable lenght for C3 [m]	external EMV Filter external EMC filter Type	allowed cable lenght for C1 [m]	allowed cable lenght for C2 [m]	allowed cable lenght for C3 [m]	external EMC Filter (Low Leakage current) Type	allowed cable lenght for C1 [m]	allowed cable lenght for C2 [m]	allowed cable lenght for C3 [m]	Netzdrossel Line Choke	uk [%]	Motordrossel Motor Choke	du/dt with this choke	Sinusfilter Sine Filter	allowed cable lenght [m]	All Pole Sine Filter
	A																			
1~ 115V/3~230 V w/o EMC																				
DM1-111D6NB-S20S-EM	1,6	DILM7-10 (230V50HZ,240V60HZ)	0	0	0	DX-EMC12-014		50	75					DX-LN3-004	7,51	DX-LM3-005		DX-SIN3-004		DX-SIN3-006-A
DM1-113D0NB-S20S-EM	3	DILM7-10 (230V50HZ,240V60HZ)	0	0	0	DX-EMC12-014		50	75					DX-LN3-004	7,51	DX-LM3-005		DX-SIN3-004		DX-SIN3-006-A
DM1-114D8NB-S20S-EM	4,8	DILM7-10 (230V50HZ,240V60HZ)	0	0	0	DX-EMC12-014		50	75					DX-LN3-006	4,9	DX-LM3-005		DX-SIN3-010		DX-SIN3-006-A
DM1-116D9NB-S20S-EM	6,9	DILM7-10 (230V50HZ,240V60HZ)	0	0	0	DX-EMC12-014		50	75					DX-LN3-010	2,94	DX-LM3-008		DX-SIN3-010		DX-SIN3-013-A
1~ 115V/3~ 230V w. EMC																				
DM1-111D6EB-S20S-EM	1,6	DILM7-10 (230V50HZ,240V60HZ)	0	5	25	DX-EMC12-014		50	75			25	50	DX-LN3-004	7,51	DX-LM3-005		DX-SIN3-004		DX-SIN3-006-A
DM1-113D0EB-S20S-EM	3	DILM7-10 (230V50HZ,240V60HZ)	0	5	25	DX-EMC12-014		50	75			25	50	DX-LN3-004	7,51	DX-LM3-005		DX-SIN3-004		DX-SIN3-006-A
DM1-114D8EB-S20S-EM	4,8	DILM7-10 (230V50HZ,240V60HZ)	0	5	25	DX-EMC12-014		50	75			25	50	DX-LN3-006	4,9	DX-LM3-005		DX-SIN3-010		DX-SIN3-006-A
DM1-116D9EB-S20S-EM	6,9	DILM7-10 (230V50HZ,240V60HZ)	0	5	25	DX-EMC12-014		50	75			25	50	DX-LN3-010	2,94	DX-LM3-008		DX-SIN3-010		DX-SIN3-013-A
1~/3~ 230V w/o EMC																				
DM1-121D6NB-S20S-EM	1,6	DILM7-10 (230V50HZ,240V60HZ)	0	0	0	DX-EMC12-014		50	75					DX-LN3-004	7,51	DX-LM3-005		DX-SIN3-004		DX-SIN3-006-A
DM1-123D0NB-S20S-EM	3	DILM7-10 (230V50HZ,240V60HZ)	0	0	0	DX-EMC12-014		50	75					DX-LN3-004	7,51	DX-LM3-005		DX-SIN3-004		DX-SIN3-006-A
DM1-124D8NB-S20S-EM	4,8	DILM7-10 (230V50HZ,240V60HZ)	0	0	0	DX-EMC12-014		50	75					DX-LN3-006	4,9	DX-LM3-005		DX-SIN3-010		DX-SIN3-006-A
DM1-127D8NB-S20S-EM	7,8	DILM7-10 (230V50HZ,240V60HZ)	0	0	0	DX-EMC12-014		50	75					DX-LN3-010	2,94	DX-LM3-008		DX-SIN3-010		DX-SIN3-013-A
DM1-12011NB-S20S-EM	11	DILM7-10 (230V50HZ,240V60HZ)	0	0	0	DX-EMC12-014		50	75					DX-LN3-016	1,84	DX-LM3-011		DX-SIN3-016		DX-SIN3-013-A
DM1-12017NB-S20S-EM	17,5	DILM7-10 (230V50HZ,240V60HZ)	0	0	0	DX-EMC12-019		50	75					DX-LN3-025	1,18	DX-LM3-035		DX-SIN3-023		DX-SIN3-024-A
1~/3~ 230V w. EMC																				
DM1-121D6EB-S20S-EM	1,6	DILM7-10 (230V50HZ,240V60HZ)	0	5	25	DX-EMC12-014		50	75			25	50	DX-LN3-004	7,51	DX-LM3-005		DX-SIN3-004		DX-SIN3-006-A
DM1-123D0EB-S20S-EM	3	DILM7-10 (230V50HZ,240V60HZ)	0	5	25	DX-EMC12-014		50	75			25	50	DX-LN3-004	7,51	DX-LM3-005		DX-SIN3-004		DX-SIN3-006-A
DM1-124D8EB-S20S-EM	4,8	DILM7-10 (230V50HZ,240V60HZ)	0	5	25	DX-EMC12-014		50	75			25	50	DX-LN3-006	4,9	DX-LM3-005		DX-SIN3-010		DX-SIN3-006-A
DM1-127D8EB-S20S-EM	7,8	DILM7-10 (230V50HZ,240V60HZ)	0	5	25	DX-EMC12-014		50	75			25	50	DX-LN3-010	2,94	DX-LM3-008		DX-SIN3-010		DX-SIN3-013-A
DM1-12011EB-S20S-EM	11	DILM7-10 (230V50HZ,240V60HZ)	0	5	25	DX-EMC12-014		50	75			25	50	DX-LN3-016	1,84	DX-LM3-011		DX-SIN3-016		DX-SIN3-013-A
DM1-12017EB-S20S-EM	17,5	DILM7-10 (230V50HZ,240V60HZ)	0	5	25	DX-EMC12-019		50	75			25	50	DX-LN3-025	1,18	DX-LM3-035		DX-SIN3-023		DX-SIN3-024-A
3~/3~ 230V w/o EMC																				
DM1-321D6NB-S20S-EM	1,6	DILM7-10 (230V50HZ,240V60HZ)	0	0	0	DX-EMC34-008	5	50	75	DX-EMC34-008-L		25	50	DX-LN3-004	7,51	DX-LM3-005		DX-SIN3-004		DX-SIN3-006-A
DM1-323D0NB-S20S-EM	3	DILM7-10 (230V50HZ,240V60HZ)	0	0	0	DX-EMC34-008	5	50	75	DX-EMC34-008-L		25	50	DX-LN3-004	7,51	DX-LM3-005		DX-SIN3-004		DX-SIN3-006-A
DM1-324D8NB-S20S-EM	4,8	DILM7-10 (230V50HZ,240V60HZ)	0	0	0	DX-EMC34-008	5	50	75	DX-EMC34-008-L		25	50	DX-LN3-006	4,9	DX-LM3-005		DX-SIN3-010		DX-SIN3-006-A
DM1-327D8NB-S20S-EM	7,8	DILM7-10 (230V50HZ,240V60HZ)	0	0	0	DX-EMC34-008	5	50	75	DX-EMC34-008-L		25	50	DX-LN3-010	2,94	DX-LM3-008		DX-SIN3-010		DX-SIN3-013-A
DM1-32011NB-S20S-EM	11	DILM7-10 (230V50HZ,240V60HZ)	0	0	0	DX-EMC34-016	5	50	75	DX-EMC34-016-L		25	50	DX-LN3-016	1,84	DX-LM3-011		DX-SIN3-016		DX-SIN3-013-A
DM1-32017NB-S20S-EM	17,5	DILM7-10 (230V50HZ,240V60HZ)	0	0	0	DX-EMC34-030	5	50	75	DX-EMC34-030-L		25	50	DX-LN3-025	1,18	DX-LM3-035		DX-SIN3-023		DX-SIN3-024-A
DM1-32025NB-S20S-EM	25	DILM17-10 (230V50HZ,240V60HZ)	0	0	0	DX-EMC34-030	5	50	75	DX-EMC34-030-L		25	50	DX-LN3-025	1,18	DX-LM3-035		DX-SIN3-032		DX-SIN3-046-A
DM1-32032NB-S20S-EM	32	DILM17-10 (230V50HZ,240V60HZ)	0	0	0	DX-EMC34-042	5	50	75	DX-EMC34-042-L		25	50	DX-LN3-040	0,64	DX-LM3-035		DX-SIN3-032		DX-SIN3-046-A
DM1-32048NB-S20S-EM	48	DILM40 (230V50HZ,240V60HZ)	0	0	0	DX-EMC34-055	5	50	75	DX-EMC34-055-L		25	50	DX-LN3-050	0,37	DX-LM3-050		DX-SIN3-048		
3~/3~ 230V w. EMC																				
DM1-321D6EB-S20S-EM	1,6	DILM7-10 (230V50HZ,240V60HZ)	0	5	25	DX-EMC34-008	5	50	75	DX-EMC34-008-L		25	50	DX-LN3-004	7,51	DX-LM3-005		DX-SIN3-004		DX-SIN3-006-A
DM1-323D0EB-S20S-EM	3	DILM7-10 (230V50HZ,240V60HZ)	0	5	25	DX-EMC34-008	5	50	75	DX-EMC34-008-L		25	50	DX-LN3-004	7,51	DX-LM3-005		DX-SIN3-004		DX-SIN3-006-A
DM1-324D8EB-S20S-EM	4,8	DILM7-10 (230V50HZ,240V60HZ)	0	5	25	DX-EMC34-008	5	50	75	DX-EMC34-008-L		25	50	DX-LN3-006	4,9	DX-LM3-005		DX-SIN3-010		DX-SIN3-006-A
DM1-327D8EB-S20S-EM	7,8	DILM7-10 (230V50HZ,240V60HZ)	0	5	25	DX-EMC34-008	5	50	75	DX-EMC34-008-L		25	50	DX-LN3-010	2,94	DX-LM3-008		DX-SIN3-010		DX-SIN3-013-A
DM1-32011EB-S20S-EM	11	DILM7-10 (230V50HZ,240V60HZ)	0	5	25	DX-EMC34-016	5	50	75	DX-EMC34-016-L		25	50	DX-LN3-016	1,84	DX-LM3-011		DX-SIN3-016		DX-SIN3-013-A
DM1-32017EB-S20S-EM	17,5	DILM7-10 (230V50HZ,240V60HZ)	0	5	25	DX-EMC34-030	5	50	75	DX-EMC34-030-L		25	50	DX-LN3-025	1,18	DX-LM3-035		DX-SIN3-023		DX-SIN3-024-A
DM1-32025EB-S20S-EM	25	DILM17-10 (230V50HZ,240V60HZ)	0	5	25	DX-EMC34-030	5	50	75	DX-EMC34-030-L		25	50	DX-LN3-025	1,18	DX-LM3-035		DX-SIN3-032		DX-SIN3-046-A
DM1-32032EB-S20S-EM	32	DILM17-10 (230V50HZ,240V60HZ)	0	5	25	DX-EMC34-042	5	50	75	DX-EMC34-042-L		25	50	DX-LN3-040	0,64	DX-LM3-035		DX-SIN3-032		DX-SIN3-046-A
DM1-32048EB-S20S-EM	48	DILM40 (230V50HZ,240V60HZ)	0	5	25	DX-EMC34-055	5	50	75	DX-EMC34-055-L		25	50	DX-LN3-050	0,37	DX-LM3-050		DX-SIN3-048		

	High Overload (150%)																			
	Bemes-sungs-betriebs-strom I_e	Optionales Netzschütz Optional line contactor	internal EMC Filter allowed cable lenght for C1 [m]	allowed cable lenght for C2 [m]	allowed cable lenght for C3 [m]	external EMV Filter external EMC filter Type	allowed cable lenght for C1 [m]	allowed cable lenght for C2 [m]	allowed cable lenght for C3 [m]	external EMC Filter (Low Leakage current) Type	allowed cable lenght for C1 [m]	allowed cable lenght for C2 [m]	allowed cable lenght for C3 [m]	Netzdrossel Line Choke	uk [%]	Motordrossel Motor Choke	du/dt with this choke	Sinusfilter Sine Filter	allowed cable lenght [m]	All Pole Sine Filter
	A																			
3~/3~ 400V w/o EMC																				
DM1-341D5NB-S20S-EM	1,5	DILM7-10 (230V50HZ,240V60HZ)	0	0	0	DX-EMC34-008	5	50	75	DX-EMC34-008-L		25	50	DX-LN3-004	7,51	DX-LM3-005		DX-SIN3-004		DX-SIN3-006-A
DM1-342D2NB-S20S-EM	2,2	DILM7-10 (230V50HZ,240V60HZ)	0	0	0	DX-EMC34-008	5	50	75	DX-EMC34-008-L		25	50	DX-LN3-004	7,51	DX-LM3-005		DX-SIN3-004		DX-SIN3-006-A
DM1-344D3NB-S20S-EM	4,3	DILM7-10 (230V50HZ,240V60HZ)	0	0	0	DX-EMC34-008	5	50	75	DX-EMC34-008-L		25	50	DX-LN3-006	4,9	DX-LM3-005		DX-SIN3-010		DX-SIN3-006-A
DM1-345D6NB-S20S-EM	5,6	DILM7-10 (230V50HZ,240V60HZ)	0	0	0	DX-EMC34-008	5	50	75	DX-EMC34-008-L		25	50	DX-LN3-006	4,9	DX-LM3-008		DX-SIN3-010		DX-SIN3-006-A
DM1-347D6NB-S20S-EM	7,6	DILM7-10 (230V50HZ,240V60HZ)	0	0	0	DX-EMC34-008	5	50	75	DX-EMC34-008-L		25	50	DX-LN3-010	2,94	DX-LM3-008		DX-SIN3-010		DX-SIN3-013-A
DM1-34012NB-S20S-EM	12	DILM7-10 (230V50HZ,240V60HZ)	0	0	0	DX-EMC34-016	5	50	75	DX-EMC34-016-L		25	50	DX-LN3-016	1,84	DX-LM3-016		DX-SIN3-016		DX-SIN3-013-A
DM1-34016NB-S20S-EM	16	DILM7-10 (230V50HZ,240V60HZ)	0	0	0	DX-EMC34-016	5	50	75	DX-EMC34-016-L		25	50	DX-LN3-016	1,84	DX-LM3-016		DX-SIN3-016		DX-SIN3-024-A
DM1-34023NB-S20S-EM	23	DILM17-10 (230V50HZ,240V60HZ)	0	0	0	DX-EMC34-030	5	50	75	DX-EMC34-030-L		25	50	DX-LN3-025	1,18	DX-LM3-035		DX-SIN3-023		DX-SIN3-024-A
DM1-34031NB-S20S-EM	31	DILM17-10 (230V50HZ,240V60HZ)	0	0	0	DX-EMC34-042	5	50	75	DX-EMC34-042-L		25	50	DX-LN3-040	0,64	DX-LM3-035		DX-SIN3-032		DX-SIN3-046-A
DM1-34038NB-S20S-EM	38	DILM17-10 (230V50HZ,240V60HZ)	0	0	0	DX-EMC34-042	5	50	75	DX-EMC34-042-L		25	50	DX-LN3-040	0,64	DX-LM3-050		DX-SIN3-048		DX-SIN3-046-A
3~/3~ 400V w. EMC																				
DM1-341D5EB-S20S-EM	1,5	DILM7-10 (230V50HZ,240V60HZ)	0	5	25	DX-EMC34-008	5	50	75	DX-EMC34-008-L		25	50	DX-LN3-004	7,51	DX-LM3-005		DX-SIN3-004		DX-SIN3-006-A
DM1-342D2EB-S20S-EM	2,2	DILM7-10 (230V50HZ,240V60HZ)	0	5	25	DX-EMC34-008	5	50	75	DX-EMC34-008-L		25	50	DX-LN3-004	7,51	DX-LM3-005		DX-SIN3-004		DX-SIN3-006-A
DM1-344D3EB-S20S-EM	4,3	DILM7-10 (230V50HZ,240V60HZ)	0	5	25	DX-EMC34-008	5	50	75	DX-EMC34-008-L		25	50	DX-LN3-006	4,9	DX-LM3-005		DX-SIN3-010		DX-SIN3-006-A
DM1-345D6EB-S20S-EM	5,6	DILM7-10 (230V50HZ,240V60HZ)	0	5	25	DX-EMC34-008	5	50	75	DX-EMC34-008-L		25	50	DX-LN3-006	4,9	DX-LM3-008		DX-SIN3-010		DX-SIN3-006-A
DM1-347D6EB-S20S-EM	7,6	DILM7-10 (230V50HZ,240V60HZ)	0	5	25	DX-EMC34-008	5	50	75	DX-EMC34-008-L		25	50	DX-LN3-010	2,94	DX-LM3-008		DX-SIN3-010		DX-SIN3-013-A
DM1-34012EB-S20S-EM	12	DILM7-10 (230V50HZ,240V60HZ)	0	5	25	DX-EMC34-016	5	50	75	DX-EMC34-016-L		25	50	DX-LN3-016	1,84	DX-LM3-016		DX-SIN3-016		DX-SIN3-013-A
DM1-34016EB-S20S-EM	16	DILM7-10 (230V50HZ,240V60HZ)	0	5	25	DX-EMC34-016	5	50	75	DX-EMC34-016-L		25	50	DX-LN3-016	1,84	DX-LM3-016		DX-SIN3-016		DX-SIN3-024-A
DM1-34023EB-S20S-EM	23	DILM17-10 (230V50HZ,240V60HZ)	0	5	25	DX-EMC34-030	5	50	75	DX-EMC34-030-L		25	50	DX-LN3-025	1,18	DX-LM3-035		DX-SIN3-023		DX-SIN3-024-A
DM1-34031EB-S20S-EM	31	DILM17-10 (230V50HZ,240V60HZ)	0	5	25	DX-EMC34-042	5	50	75	DX-EMC34-042-L		25	50	DX-LN3-040	0,64	DX-LM3-035		DX-SIN3-032		DX-SIN3-046-A
DM1-34038EB-S20S-EM	38	DILM17-10 (230V50HZ,240V60HZ)	0	5	25	DX-EMC34-042	5	50	75	DX-EMC34-042-L		25	50	DX-LN3-040	0,64	DX-LM3-050		DX-SIN3-048		DX-SIN3-046-A
3~/3~ 575V w/o EMC																				
DM1-354D5NB-S20S-EM	4,5	DILM7-10 (230V50HZ,240V60HZ)	0	0	0									DX-LN3-006	4,9	DX-LM3-005		DX-SIN3-010		DX-SIN3-006-A
DM1-357D5NB-S20S-EM	7,5	DILM7-10 (230V50HZ,240V60HZ)	0	0	0									DX-LN3-010	2,94	DX-LM3-008		DX-SIN3-010		DX-SIN3-013-A
DM1-35010NB-S20S-EM	10	DILM7-10 (230V50HZ,240V60HZ)	0	0	0									DX-LN3-010	2,94	DX-LM3-011		DX-SIN3-010		DX-SIN3-013-A
DM1-35013NB-S20S-EM	13,5	DILM7-10 (230V50HZ,240V60HZ)	0	0	0									DX-LN3-016	1,84	DX-LM3-016		DX-SIN3-016		DX-SIN3-024-A
DM1-35018NB-S20S-EM	18	DILM7-10 (230V50HZ,240V60HZ)	0	0	0									DX-LN3-025	1,18	DX-LM3-035		DX-SIN3-023		DX-SIN3-024-A
DM1-35022NB-S20S-EM	22	DILM7-10 (230V50HZ,240V60HZ)	0	0	0									DX-LN3-025	1,18	DX-LM3-035		DX-SIN3-023		DX-SIN3-024-A

Wiring diagram samples

Wiring diagram sample for DM1 with following functions:
① speed reference via analog signal
② speed reference via keypad, network or the internal reference potentiometer, feedback of actual value via AI1 and use of the PID controller
Dual channel STO

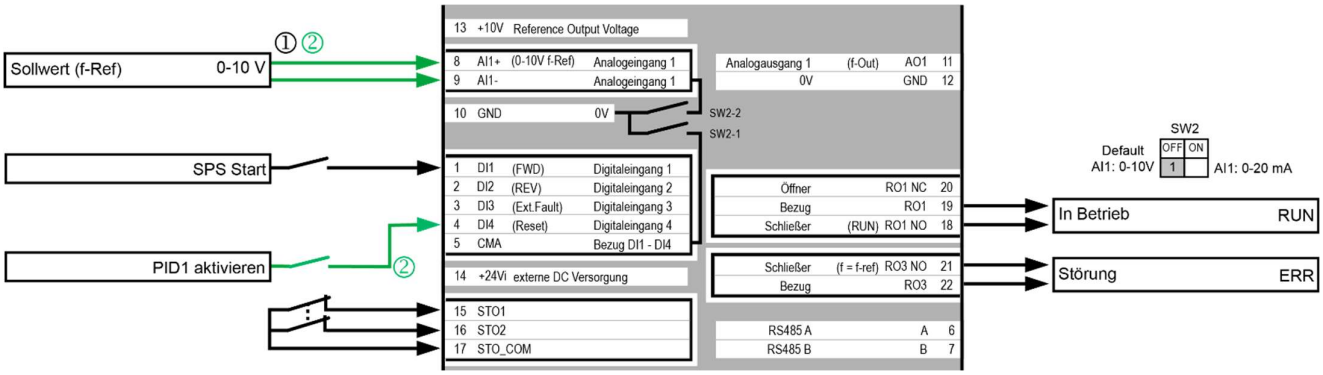

Wiring diagram sample for a Master-Follower where the slave runs with the same torque as the master. A fixed mechanical connection is requirement. For applications without fixed connection the droop function is used instead of delivering the torque from AO1 to the follower. Even here the same is valid for speed reference / PID use as in the sample before.

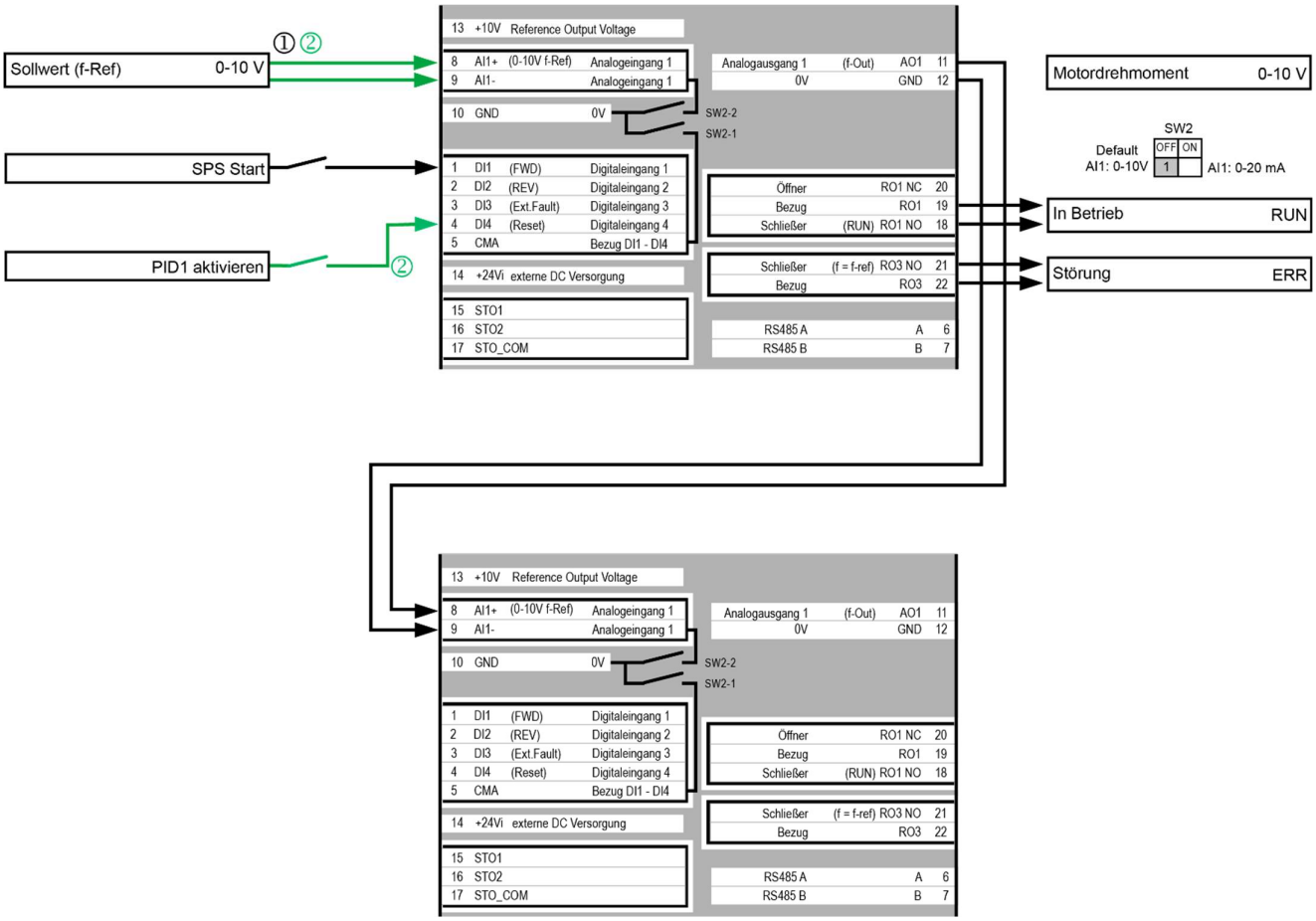

Dimensions

DM1 PRO	FR1	FR2	FR3	FR4
Height	152	220	260	300
Width	72	109	130	184
Depth	180	180	180	195


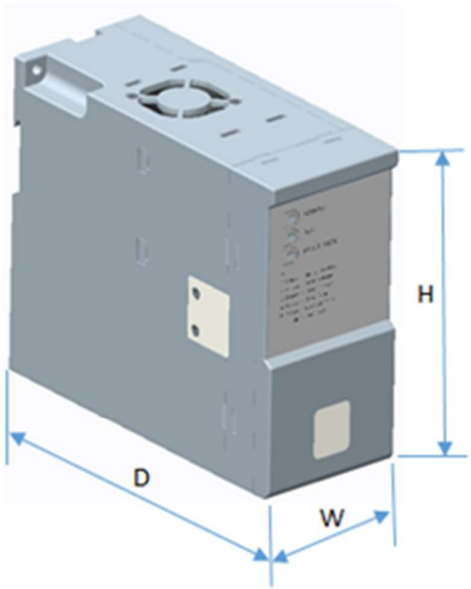
DM1	FR1	FR2	FR3	FR4
Height	152	220	260	300
Width	72	109	130	184
Depth	178.5	180	179	195