


Cable glands (960 °C)



AKM 16

- Cable glands
- for knockouts M 16

IP	IP
66/67	69

- sealing range: Ø 5-10 mm
- ISO thread M 16 x 1.5
- bore-hole: Ø 16.3 mm
- wall thickness up to 3 mm
- with strain relief and locknut
- for indoor (normal environment and/or protected outdoor) and outdoor installation (harsh environment and/or outdoor)
- ambient temperature - 25 °C to + 55 °C
- glow wire test IEC 60695-2-11: 960 °C
- colour: grey, RAL 7035
- degree of protection: IP 66 / IP 67 / IP 69

tightening torque	3,0 Nm
width across flats of cable glands	20 mm
Dimension across corners of cable glands Ø	22,0 mm
width across flats of nut	22 mm
dimension across corners Ø	24,7 mm
material	PA (Polyamide)
weight	0,007 kg
glow wire test	IEC 60695-2-11 960°C
in accordance with	DIN EN 62444

Drawings




Dimension drawing



Operating and ambient conditions

Application area	Suitable for outdoor installation (harsh environment and/or outdoor).
Resistant to occasional cleaning procedures (direct jet)	Resistance to occasional cleaning procedures (direct jet) with high-pressure cleaner without cleaning additives, water pressure: max 100 bar, water temperature: max 80 °C, distance ≥ 0.15 m, in accordance with DIN EN 60529:2014-09 (IEC 60529:2013) = IP 69.
Ambient temperature	Average value over 24 hours + 55 °C Maximum value + 70 °C Minimum value - 25 °C
Fire protection in the event of internal faults	Demands placed on electrical devices from standards and laws Minimum requirements - Glow wire test in accordance with IEC 60695-2-11: - 650° C for boxes and cable glands
Burning behaviour	Glow wire test IEC 60695-2-11: 960 °C UL Subject 94: V-0 flame-retardant

Cable glands (960 °C)

	<p>AKM 16</p> <ul style="list-style-type: none"> • Cable glands • for knockouts M 16 		
---	---	---	---

	self-extinguishing
Toxic behaviour	halogen-free silicone-free "halogen-free" in accordance with the examination of the cables and insulated wires - corrosiveness of fumes - as per IEC 60754-2
Note:	For material properties see technical data.