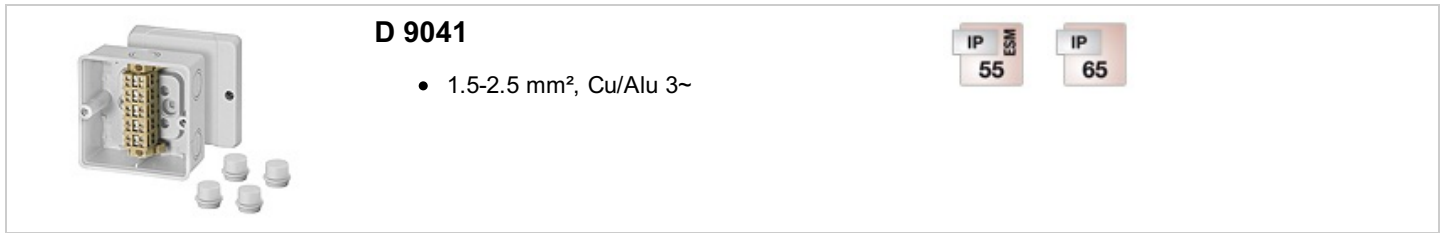


For aluminium (Alu) and copper (Cu) conductors

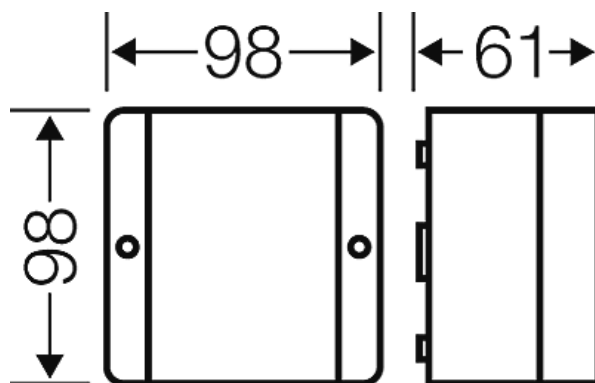


- Replaced by DK 0402 A from 31.12.2017
- with terminals
- 5-pole per pole 4 x 1.5 mm² sol/f, 4 x 2.5 mm² sol/f, conductors are inserted into the screw-type terminal, terminal technology, see annex DK Cable junction boxes
- included cable entry: 4 ESM 25, sealing range Ø 9-17 mm
- to achieve the degree IP 54 with twisted cables, it is absolutely necessary to use cable glands
- Before connecting, aluminum conductors must be pre-treated according to the appropriate technical recommendations, see technical information aluminum conductors
- for normal environment and protected outdoor
- colour: grey, RAL 7035


rated insulation voltage	U _i = 250 V a.c./d.c.
rated current:	20 A
tightening torque for terminal	0.5 Nm
material	PS (Polystyrene)
degree of protection	IP 55 (ESM)
degree of protection	(see cable entry systems LES) IP 65
width	98 mm
height	98 mm
depth	61 mm
weight	0,209 kg

Drawings

Dimension drawing



For aluminium (Alu) and copper (Cu) conductors



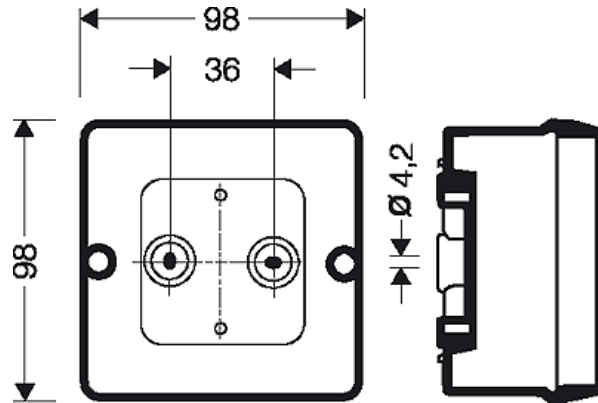
D 9041

- 1.5-2.5 mm², Cu/Alu 3~

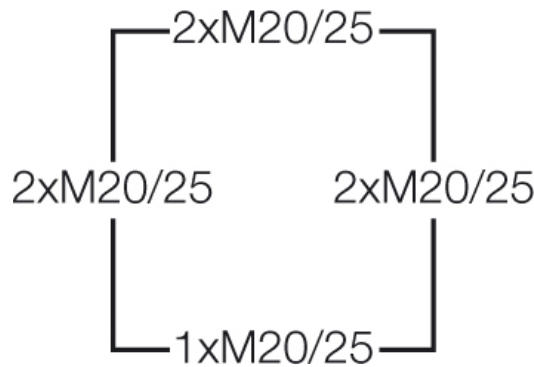
IP
ESM
55

IP
65

Detail mass





Box walls



Operating and ambient conditions

Application area	Suitable for indoor installation and outdoor installation, protected against weather influences
Resistant to occasional cleaning procedures (direct jet)	Resistant to occasional cleaning procedures (direct jet) with high-pressure cleaner without additives, water pressure: max. 100 bar, water temperature: max. 80° C, distance => 0,15 m, in accordance with the requirements IP 69, enclosure and cable glands at least IP 65
Ambient temperature	Average value over 24 hours + 35 °C Maximum value + 40 °C Minimum value - 25 °C
Relative humidity	50% at 40° C short-time 100% at 25° C
Fire protection in the event of internal faults	Demands placed on electrical devices from standards and laws Minimum requirements - Glow wire test in accordance with IEC 60695-2-11: - 650°C for boxes and cable glands - 850°C for parts of insulating material necessary to retain current carrying parts in position
Burning behaviour	Glow wire test IEC 60695-2-11: 750 °C UL Subject 94: V-2 flame-retardant self-extinguishing
Degree of protection against mechanical load	IK07 (2 Joule)
Toxic behaviour	halogen-free

For aluminium (Alu) and copper (Cu) conductors

	<p>D 9041</p> <ul style="list-style-type: none">• 1.5-2.5 mm², Cu/Alu 3~	
---	--	---

silicone-free
"halogen-free" in accordance with the examination of the cables
and insulated wires - corrosiveness of fumes - as per IEC 60754-2

Note:	For material properties see technical data.
-------	---