



Combi climate glands

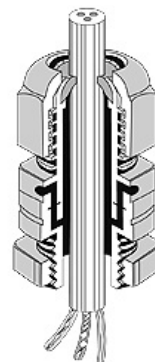
	<p>KBS 32</p> <ul style="list-style-type: none"> • Combi climate gland • for knockouts M 32 	
---	--	---

- to reduce condensation through pressure compensation
- sealing range: Ø 13-21 mm
- ISO thread M 32 x 1.5
- bore-hole: Ø 32.5 mm
- wall thickness up to 3,5 mm
- with strain relief and locknut
- for indoor (normal environment and/or protected outdoor) and outdoor installation (harsh environment and/or outdoor)
- ambient temperature - 25 °C to + 55 °C
- glow wire test IEC 60695-2: 960 °C
- In order not to exceed leakage limit of 0.07 bar with pressure compensation, one combi climate gland M32 must be used per 12 litres (12000 cm³) of enclosure volume.
- Example: enclosure size 27 cm x 27 cm x 17 cm = 12393 cm³ = 12,393 litres. Number of necessary combi climate glands KB. 32 (M32) ≥ 2 piece.
- When using different gland sizes the values for the enclosure volumes of the used combi climate glands can be added on.
- If the quantity of the necessary climate glands for pressure compensation is larger, than the number of necessary cable glands for cable entry, the unused climate glands can be sealed with sealing plugs.
- colour: black, RAL 9005
- degree of protection: IP 66 / IP 67

tightening torque	4,0 Nm
width across flats of cable glands	36 mm
Dimension across corners of cable glands Ø	40,0 mm
width across flats of nut	40 mm
dimension across corners Ø	46,0 mm
material	PA (Polyamide)
weight	0,039 kg
glow wire test	IEC 60695-2-11 960°C

Drawings



Dimension drawing



Operating and ambient conditions

Application area	Suitable for for outdoor installation (harsh environment and/or outdoor).
Ambient temperature	Average value over 24 hours + 55 °C Maximum value + 70 °C Minimum value - 25 °C
Fire protection in the event of internal faults	Demands placed on electrical devices from standards and laws Minimum requirements

Combi climate glands

	<p>KBS 32</p> <ul style="list-style-type: none"> • Combi climate gland • for knockouts M 32 	
---	--	---

	<p>- Glow wire test in accordance with IEC 60695-2-11: - 650° C for boxes and cable glands</p>
<p>Burning behaviour</p>	<p>Glow wire test IEC 60695-2-11: 960 °C UL Subject 94: V-2 flame-retardant self-extinguishing</p>
<p>Toxic behaviour</p>	<p>halogen-free silicone-free "halogen-free" in accordance with the examination of the cables and insulated wires - corrosiveness of fumes - as per IEC 60754-2</p>
<p>Note:</p>	<p>For material properties see technical data.</p>