

For aluminium (Alu) and copper (Cu) conductors



KF 3550 A

- 1.5-50 mm², Cu/Alu 3~

IP
66/67

IP
69

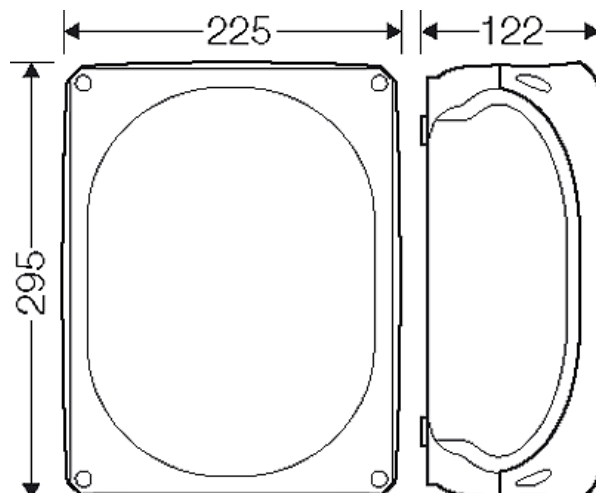


- with connecting terminal
- 5-pole per pole 2 x 1.5-50 mm², conductors are inserted into the screw-type terminal, terminal technology, see annex DK Cable junction boxes
- included cable entry: 2 EDK 40, sealing range Ø 11-30 mm, IP 65
- degree of protection IP 66 / IP 67 / IP 69, order cable glands AKM separately (see cable entry systems LES)
- with two cable entries M 32 from the rear side
- Before connecting, aluminum conductors must be pre-treated according to the appropriate technical recommendations, see technical information aluminum conductors
- lid fasteners sealable without accessories
- external brackets for wall fixing included
- colour: grey, RAL 7035


rated insulation voltage	U _i = 690 V a.c./d.c.
rated current:	Cu 160 A Alu 145 A
material	PC-GFS (polycarbonate)
degree of protection	IP 66 / IP 67 / IP 69 IP 67, temporary submersion IP 69, water pressure max. 100 bar, water temperature max. 80 °C, distance ≥ 0.15 m
width	225 mm
height	295 mm
depth	122 mm
weight	1,33 kg
tightening torque for terminal	1,5 Nm 1,5 - 2,5 mm ² 5,0 Nm 4 - 10 mm ² 10,0 Nm 16 - 50 mm ²

Drawings

Dimension drawing



For aluminium (Alu) and copper (Cu) conductors




KF 3550 A

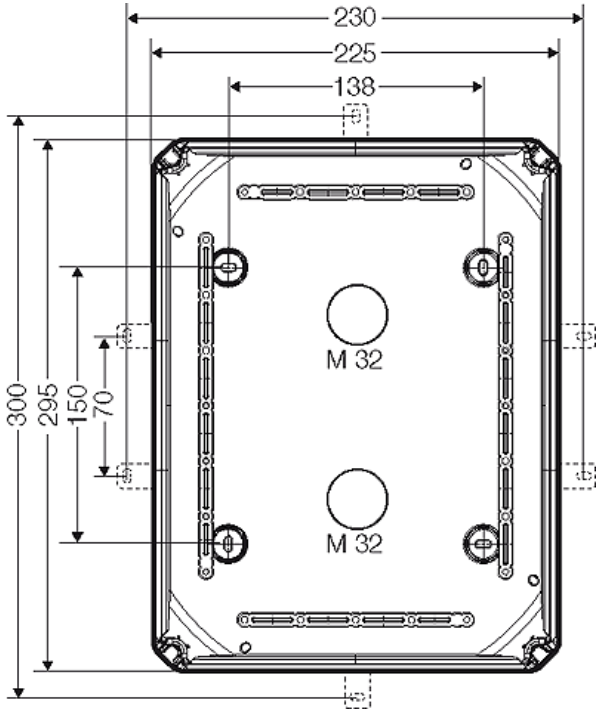
- 1.5-50 mm², Cu/Alu 3~

IP 66/67

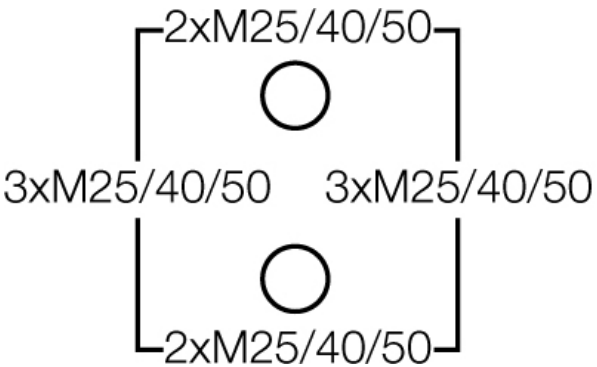
IP 69



Detail mass




Box walls



Operating and ambient conditions

Application area	Suitable for outdoor installation (harsh environment and/or outdoor). To reduce the formation and accumulation of condensed water see technical information.
Resistant to occasional cleaning procedures (direct jet)	Resistance to occasional cleaning procedures (direct jet) with high-pressure cleaner without cleaning additives, water pressure: max 100 bar, water temperature: max 80 °C, distance ≥ 0.15 m, in accordance with DIN EN 60529:2014-09 (IEC 60529:2013) = IP 69. Only with cable entries HENSEL AKM or ASS.
Ambient temperature	Average value over 24 hours + 55 °C Maximum value + 70 °C Minimum value - 25 °C
Relative humidity	50% at 40° C short-time 100% at 25° C

For aluminium (Alu) and copper (Cu) conductors




KF 3550 A

- 1.5-50 mm², Cu/Alu 3~

IP 66/67

IP 69



Fire protection in the event of internal faults	Demands placed on electrical devices from standards and laws Minimum requirements - Glow wire test in accordance with IEC 60695-2-11: - 650°C for boxes and cable glands - 850°C for parts of insulating material necessary to retain current carrying parts in position
Burning behaviour	Glow wire test IEC 60695-2-11: 960 °C UL Subject 94: V-0 flame-retardant self-extinguishing
Degree of protection against mechanical load	IK09 (10 Joule)
Toxic behaviour	halogen-free silicone-free "halogen-free" in accordance with the examination of the cables and insulated wires - corrosiveness of fumes - as per IEC 60754-2
Note:	For material properties see technical data.