




KV Circuit breaker boxes with metric knockouts



KV 9112 M

- 12 modules: 1 x 12 x 18 mm

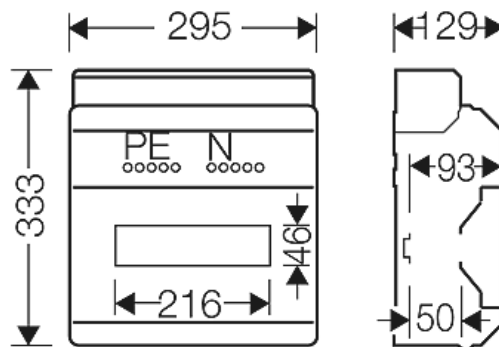



- 1-row
- per PE/N number x cross section 3 x 25 mm², 12 x 4 mm² Cu, FIXCONNECT[®] terminal technology, for terminal technology refer to technical data
- N separable, for up to 2 different potentials
- for the installation of DIN rail equipment up to 63 A, top hat profile 35 mm
- with transparent door
- for door locking device and sealing device refer to accessories
- with cable entry cover
- with blanking strips for unused DIN rail openings
- degree of protection: IP 65
- colour: grey, RAL 7035


rated insulation voltage	$U_i = 400 \text{ V a.c.}$
power dissipation capability	$P_{de} = 26 \text{ watts at } 30 \text{ K according to EN 60670-24}$
permissible power dissipation	$P_{zul} = 21 \text{ watts at } 30 \text{ K according to DIN 43871}$
protection class	II
material	PS (Polystyrene)
width	295 mm
height	333 mm
depth	129 mm
weight	1,921 kg

Drawings

Dimension drawing



KV Circuit breaker boxes with metric knockouts

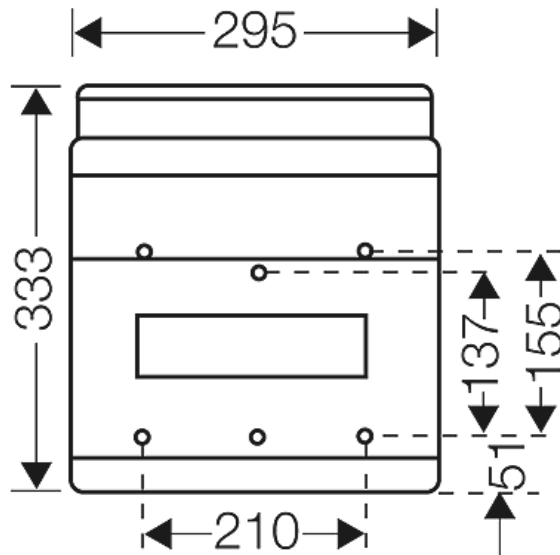


KV 9112 M

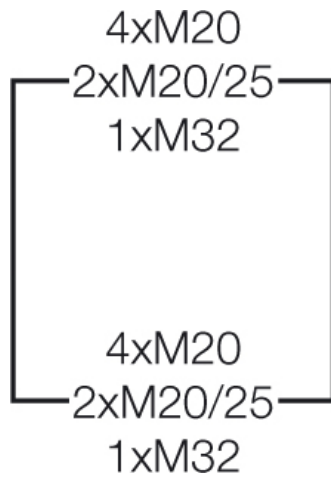
- 12 modules: 1 x 12 x 18 mm

IP
65

Detail mass






Box walls



Operating and ambient conditions

Application area	<p>IP 54/65 design: Suitable for indoor installation and outdoor installation, protected against weather influences</p> <p>IP 40/41 design: Suitable for installation in dry indoor areas</p> <p>However, pay attention to the climatic effects on the installed equipment, for example, high or low ambient temperatures or formation of condensed water see technical information</p>
Ambient temperature	<p>Average value over 24 hours + 35 °C</p> <p>Maximum value + 40 °C</p> <p>Minimum value - 5 °C</p>
Relative humidity	<p>50% at 40° C</p> <p>short-time</p> <p>100% at 25° C</p>
Fire protection in the event of internal faults	<p>Demands placed on electrical devices from standards and laws</p> <p>Minimum requirements</p> <ul style="list-style-type: none"> - Glow wire test in accordance with IEC 60695-2-11: - 650°C for boxes and cable glands

KV Circuit breaker boxes with metric knockouts

	<p>KV 9112 M</p> <ul style="list-style-type: none"> • 12 modules: 1 x 12 x 18 mm 		
---	--	---	---

- 850°C for parts of insulating material necessary to retain current carrying parts in position

<p>Burning behaviour</p>	<p>Glow wire test IEC 60695-2-11: 750 °C UL Subject 94: V-2 flame-retardant self-extinguishing</p>
<p>Degree of protection against mechanical load</p>	<p>IK08 (5 Joule)</p>
<p>Toxic behaviour</p>	<p>halogen-free silicone-free "halogen-free" in accordance with the examination of the cables and insulated wires - corrosiveness of fumes - as per IEC 60754-2</p>

Note: For material properties see technical data.