

PanelView Plus 7 Standard Terminals

Catalog Numbers 2711P-T4W21D8S, 2711P-T4W22D8S, 2711P-T4W21D8S-B, 2711P-T4W22D8S-B, 2711P-T6C21D8S, 2711P-T6C22D8S, 2711P-T6C21D8S-B, 2711P-T6C22D8S-B, 2711P-T7C21D8S, 2711P-T7C22D8S, 2711P-T7C21D8S-B, 2711P-T7C22D8S-B, 2711P-T9W21D8S, 2711P-T9W22D8S, 2711P-T9W21D8S-B, 2711P-T9W22D8S-B, 2711P-T10C21D8S, 2711P-T10C22D8S, 2711P-T10C21D8S-B, 2711P-T10C22D8S-B, 2711P-T12W21D8S, 2711P-T12W22D8S, 2711P-T12W21D8S-B, 2711P-T12W22D8S-B, 2711P-T15C21D8S, 2711P-T15C22D8S, 2711P-T15C21D8S-B, 2711P-T15C22D8S-B

Topic	Page
Summary of Changes	1
Environmental Specifications	2
Certifications	3
Technical Specifications	4
Product Dimensions	7
HMI Software	8
Additional Resources	8

Summary of Changes

Topic	Pages
Updated the screen and alarm counts for the PanelView Plus 7 Standard terminals.	1
In the Certifications table, updated the ATEX, IECEx, and INMETRO information, and also added the CCC Ex information.	3
Added catalog numbers for the new SDHC cards.	4...6

The PanelView™ Plus 7 Standard terminals are operator interface devices. They monitor and control devices that are attached to ControlLogix® 5570 and CompactLogix™ 5370 controllers on an EtherNet/IP network. Animated graphic and text displays provide operators a view into the operating state of a machine or process. Operators interact with the control system by using touch screen input.

The PanelView Plus 7 Standard terminals include these features:

- Terminal functionality permits connection to 1 controller, up to 100 screens, and up to 500 alarms.
- FactoryTalk® View Machine Edition software provides a familiar environment for creating HMI applications.
- Windows CE operating system with desktop access for configuration and third-party applications.



- Ethernet communication that supports linear and star network topology.
- PDF viewer to access PDF files that are stored on the terminal.
- More screen options including 4-in., 6-in., 7-in., 9-in., 10-in., 12-in., and 15-in. terminals.
- Widescreen on three sizes, 4-in., 9-in., and 12-in. terminals.
- Greater screen resolution.
- Terminals are available with an Allen-Bradley brand marking, or with no marking for customers who want to put their own brand label on the terminal.
- Certifications including Class I, Div. 2; Class II, Div. 2; Class III; and ATEX, IECEx, and INMETRO Zones 2 and 22.

Environmental Specifications

Table 1 - Environmental Specifications - 2711P-T4W21D8S, 2711P-T4W22D8S, 2711P-T4W21D8S-B, 2711P-T4W22D8S-B, 2711P-T6C21D8S, 2711P-T6C22D8S, 2711P-T6C21D8S-B, 2711P-T6C22D8S-B, 2711P-T7C21D8S, 2711P-T7C22D8S, 2711P-T7C21D8S-B, 2711P-T7C22D8S-B, 2711P-T9W21D8S, 2711P-T9W22D8S, 2711P-T9W21D8S-B, 2711P-T9W22D8S-B, 2711P-T10C21D8S, 2711P-T10C22D8S, 2711P-T10C21D8S-B, 2711P-T10C22D8S-B, 2711P-T12W21D8S, 2711P-T12W22D8S, 2711P-T12W21D8S-B, 2711P-T12W22D8S-B, 2711P-T15C21D8S, 2711P-T15C22D8S, 2711P-T15C21D8S-B, 2711P-T15C22D8S-B⁽¹⁾

Attribute	Value
Temperature, operating	0...55 °C (32...131 °F)
Temperature, nonoperating	-25...+70 °C (-13...+158 °F)
Relative humidity	5...95% without condensation
Heat dissipation	4 in., 15 W = 51 BTU 6 in., 15 W = 51 BTU 7 in., 15 W = 51 BTU 9 in., 20 W = 68 BTU 10 in., 20 W = 68 BTU 12 in., 30 W = 102 BTU 15 in., 30 W = 102 BTU
Altitude, operating	2000 M
Vibration 4.3-in., 5.7-in., 6.5-in., 9.0-in., 10.4-in., 12.1-in., and 15-in.	0.012 pk-pk, 10...57 Hz 2g peak at 57...500 Hz
Shock, operating	15 g at 11 ms
Shock, nonoperating	30 g at 11 ms
Enclosure ratings	NEMA and UL Type 12, 13, 4X (indoor use only), also rated IP54 or IP66 as Classified by UL

(1) Catalog numbers with a -B extension denote terminals that do not include the Allen-Bradley brand marking. Customers can put their own brand labels on these terminals.

Certifications

Table 2 Certifications - 2711P-T4W21D8S, 2711P-T4W22D8S, 2711P-T4W21D8S-B, 2711P-T4W22D8S-B, 2711P-T6C21D8S, 2711P-T6C22D8S, 2711P-T6C21D8S-B, 2711P-T6C22D8S-B, 2711P-T7C21D8S, 2711P-T7C22D8S, 2711P-T7C21D8S-B, 2711P-T7C22D8S-B, 2711P-T9W21D8S, 2711P-T9W22D8S, 2711P-T9W21D8S-B, 2711P-T9W22D8S-B, 2711P-T10C21D8S, 2711P-T10C22D8S, 2711P-T10C21D8S-B, 2711P-T10C22D8S-B, 2711P-T12W21D8S, 2711P-T12W22D8S, 2711P-T12W21D8S-B, 2711P-T12W22D8S-B, 2711P-T15C21D8S, 2711P-T15C22D8S, 2711P-T15C21D8S-B, 2711P-T15C22D8S-B⁽¹⁾

Certification ⁽²⁾	Value
IECEX	IEC 60079-0; IEC 60079-7; IEC 60079-11; and IEC 60079-31 II 3 GD Ex ec ic IIC T4 Gc Ex tc IIIC T135 °C (275 °F) Dc IP66 Tamb = 0 °C... +55 °C (32 °F... 131 °F) IECEX UL 20.0046X
CCC Ex	GB 3836.1-2010; GB 3836.3-2010; GB 3836.4-2010; GB 12476.1-2013; GB 12476.5-2013 Ex ec ic IIC T4 Gc Ex tc IIIC T135 °C (275 °F) Dc IP66 Tamb = 0 °C... +55 °C (32 °F... 131 °F)
cULus	cULus Listed Industrial Control Equipment for use in Hazardous Locations (E10314) per standards ANSI / ISA 12.12.01 and CSA C22.2 No. 213. rated: <ul style="list-style-type: none"> • Class I, Division 2, Groups A, B, C and D • Class II, Division 2, Groups F and G • Class III Enclosure type ratings per UL50 and CSA C22.2 No. 94.2-07. Enclosure ingress protection classified by UL per IEC 60529
ATEX	European Union 94/9/EC ATEX Directive, compliant with: <ul style="list-style-type: none"> • EN 60079-0; EN 60079-7; EN 60079-11; and EN 60079-31 • II 3 GD • Ex ec ic IIC T4 Gc • Ex tc IIIC T135 °C (275 °F) Dc IP66 • Tamb = 0 °C... +55 °C (32 °F... +131 °F) • DEMKO 14 ATEX 1302X
INMETRO	ABNT NBR IEC 60079-0 ABNT NBR IEC 60079-8 ABNT NBR IEC 60079-11 ABNT NBR IEC 60079-31 Ex ec ic IIC T4 Gc Ex tc IIIC T135 °C (275 °F) Dc IP66 Tamb = 0 °C... +55 °C (32 °F... +131 °F) UL-BR 14.0716X
CE (EMC)	European Union 2004/108/EC EMC Directive, compliant with: <ul style="list-style-type: none"> • EN 61000-6-2; Industrial Immunity • EN 61000-6-4; Industrial Emissions • EN 61131-2; Programmable Controllers
CE (LVD)	European Union 2006/95/EC Low Voltage Directive, compliant with: <ul style="list-style-type: none"> • EN 61131-2; Programmable Controllers
RCM	Australian Radio Communications Act, compliant with: AS/NZS CISPR 11; Industrial Emissions
EAC	Certificate of compliance
RoHS	China RoHS, Turkey RoHS, European RoHS
KCC	Certificate of compliance

(1) Catalog numbers with a -B extension denote terminals that do not include the Allen-Bradley brand marking. Customers can put their own brand labels on these terminals.

(2) When marked. See the Product Certification link on <http://www.ab.com> for declarations of conformity, certificates, and other certification details.

Technical Specifications

Table 3 - PanelView Plus 7 Standard 4-in and 6-in Terminals

Attribute	4-in. Touch 2711P-T4W21D8S, 2711P-T4W21D8S-B, 2711P-T4W22D8S, 2711P-T4W22D8S-B		6-in. Touch 2711P-T6C21D8S, 2711P-T6C21D8S-B, 2711P-T6C22D8S, 2711P-T6C22D8S-B	
	Operator input	Touch		Touch
Display type	Color TFT LCD		Color TFT LCD	
Display size, diagonal	4.3 in. widescreen		5.7 in.	
Viewing area	95 x 54 mm		115 x 86 mm	
Display resolution	480 x 272 WQVGA, 18-bit color graphics		640 x 480 VGA, 18-bit color graphics	
Aspect ratio	16:9		4:3	
Brightness, typical	300 nits			
Backlight life	50,000 h life, min. at 40° C to half-brightness. Backlight is not replaceable			
Touch screen	Analog resistive Actuation rating: 1 million presses Operating force: 100 grams			
Battery (real-time clock backup)	Accuracy: +/-2 minutes per month. Battery life: 4 years min at 25 °C (77 °F) Replacement: CR2032 lithium coin cell (Allen-Bradley part number 2711P-RY2032)			
Memory	System	512 MB RAM and 512 MB storage		
	User	80 MB nonvolatile storage for applications		
Secure Digital (SD) card slot	One SD card slot for storing application files Replacement: Allen-Bradley part number 1784-SD1 (1 GB), 1784-SD2 (2 GB), 1784-SDHC8 (8 GB), and 1784-SDHC32 (32 GB)			
USB ports	Host	One USB 2.0 high-speed host port (type A) support removal flash drives for storage		
	Device	One high-speed 1.0 device port (type B) supports connection to host computer		
Ethernet port	Cat. Nos. with 21	One 10/100Base-T, Auto MDI/MDI-X Ethernet port with IEEE1588 support		
	Cat. Nos. with 22	Two 10/100Base-T, Auto MDI/MDI-X Ethernet ports supporting star, linear, or DLR network topology		
Operating system	Windows CE includes FTP, VNC client server, ActiveX controls, PDF reader, third-party device support			
Software	FactoryTalk View Studio for Machine Edition, version 8.0 or later, FactoryTalk ViewPoint, version 2.6 or later			
Electrical				
Input voltage, DC	24V DC nom (18...30V DC), nonisolated DC power supply			
Power consumption, DC	35 W max (1.46A at 24V DC)			
Power supply	DIN-rail power supply, AC-to-DC, 85...265V AC, 47...63 Hz Recommended Replacement: Allen-Bradley part number 2711P-RSACDIN			
Mechanical				
Weight, approx	0.44 kg (0.97 lb)		0.70 kg (1.53 lb)	
Dimensions, HxWxD, approx.	110 x 135 x 56.5 mm (4.33 x 5.31 x 2.22 in.)		152 x 176 x 56.5 mm (5.98 x 6.93 x 2.22 in.)	
Cutout dimensions, HxW, approx.	92 x 117 mm (3.62 in. x 4.61 in.)		123 x 156 mm (4.84 x 6.14 in.)	

Table 4 - PanelView Plus 7 Standard 7-in., 9-in., and 10-in. Terminals

Attribute	7-in. Touch 2711P-T7C21D8S, 2711P-T7C21D8S-B, 2711P-T7C22D8S, 2711P-T7C22D8S-B	9-in. Touch 2711P-T9W21D8S, 2711P-T9W21D8S-B, 2711P-T9W22D8S, 2711P-T9W22D8S-B	10-in. Touch 2711P-T10C21D8S, 2711P-T10C21D8S-B, 2711P-T10C22D8S, 2711P-T10C22D8S-B
Operator input	Touch	Touch	Touch
Display type	Color TFT LCD	Color TFT LCD	Color TFT LCD
Display size, diagonal	6.5 in.	9 in. widescreen	10.4 in.
Viewing area	132 x 99 mm	196 x 118 mm	211 x 158 mm
Display resolution	640 x 480 VGA, 18-bit color graphics	800 x 480 WVGA, 18-bit color graphics	800 x 600 SVGA, 18-bit color graphics
Aspect ratio	4:3	5:3	4:3
Brightness, typical	300 nits		
Backlight life	50,000 hr life, min at 40° C (104 °F) to half-brightness. Backlight is not replaceable.		
Touch screen	Analog resistive Actuation rating: 1 million presses Operating force: 100 grams		
Battery (real-time clock backup)	Accuracy: ±2 minutes per month. Battery life: 4 years min at 25 °C (77 °F) Replacement: CR2032 lithium coin cell (Allen-Bradley part number 2711P-RY2032)		
Memory	System User	512 MB RAM and 512 MB storage 80 MB nonvolatile storage for applications	
Secure Digital (SD) card slot	One SD card slot for storing application files Replacement: Allen-Bradley part number 1784-SD1 (1 GB), 1784-SD2 (2 GB), 1784-SDHC8 (8 GB), and 1784-SDHC32 (32 GB)		
USB ports	Host Device	One USB 2.0 high-speed host port (type A) support removal flash drives for storage One high-speed 1.0 device port (type B) supports connection to host computer	
Ethernet port	Cat. Nos. with 21 Cat. Nos. with 22	One 10/100Base-T, Auto MDI/MDI-X Ethernet port with IEEE1588 support Two 10/100Base-T, Auto MDI/MDI-X Ethernet ports supporting star, linear, or DLR network topology	
Operating system	Windows CE includes FTP, VNC client server, ActiveX controls, PDF reader, third-party device support		
Software	FactoryTalk View Studio for Machine Edition, version 8.0 or later, FactoryTalk ViewPoint, version 2.6 or later		
Electrical			
Input voltage, DC	24V DC nom (18...30V DC), nonisolated DC power supply		
Power consumption, DC	50 W max (2.1A at 24V DC)		
Power supply	DIN-rail power supply, AC-to-DC, 85...265V AC, 47...63 Hz Recommended Replacement: Allen-Bradley part number 2711P-RSACDIN		
Mechanical			
Weight, approx	0.85 kg (1.86 lb)	1.29 kg (2.84 lb)	1.82 kg (4.0 lb)
Dimensions, HxWxD, approx	170 x 212 x 56.5 mm (6.69 x 8.35 x 2.22 in.)	190 x 280 x 56.5 mm (7.48 x 11.02 x 2.22 in.)	252 x 297 x 56.5 mm (9.92 x 11.69 x 2.22 in.)
Cutout dimensions, HxW, approx.	142 x 184 mm (5.59 x 7.24 in.)	162 x 252 mm (6.38 x 9.92 in.)	224 x 269 mm (8.82 x 10.59 in.)

Table 5 - PanelView Plus 7 Standard 12-in. and 15-in. Terminals

Attribute	12-in. Touch 2711P-T12W21D8S, 2711P-T12W21D8S-B, 2711P-T12W22D8S, 2711P-T12W22D8S-B	15-in. Touch 2711P-T15C21D8S, 2711P-T15C21D8S-B, 2711P-T15C22D8S, 2711P-T15C22D8S-B
Operator Input	Touch	Touch
Display type	Color TFT LCD	Color TFT LCD
Display size, diagonal	12.1 in. widescreen	15-in.
Viewing area	261 x 163 mm	304 x 228 mm
Display resolution	1280 x 800 WXGA, 18-bit color graphics	1024 x 768 XGA, 18-bit color graphics
Aspect ratio	5:3	4:3
Brightness, typical	300 nits	
Backlight life	50,000 h life, min. at 40° C to half-brightness. Backlight is not replaceable	
Touch screen	Analog resistive Actuation rating: 1 million presses Operating force: 100 grams	
Battery (real-time clock backup)	Accuracy: +/-2 minutes per month Battery life: 4 years min at 25 °C (77 °F) Replacement: CR2032 lithium coin cell	
Memory	System User	512 MB RAM and 512 MB storage 80 MB nonvolatile storage for applications
Secure Digital (SD) card slot	One SD card slot for storing application files Replacement: Allen-Bradley part number 1784-SD1 (1 GB), 1784-SD2 (2 GB), 1784-SDHC8 (8 GB), and 1784-SDHC32 (32 GB)	
USB ports	Host Device	One USB 2.0 high-speed host port (type A) support removal flash drives for storage One high-speed 1.0 device port (type B) supports connection to host computer
Ethernet port	Cat. Nos. with 21 Cat. Nos. with 22	One 10/100Base-T, Auto MDI/MDI-X Ethernet port with IEEE1588 support Two 10/100Base-T, Auto MDI/MDI-X Ethernet ports supporting star, linear, or DLR network topology
Operating system	Windows CE includes FTP, VNC client server, ActiveX controls, PDF reader, third-party device support	
Software	FactoryTalk View Studio for Machine Edition, version 8.0 or later, FactoryTalk ViewPoint, version 2.6 or later	
Electrical		
Input voltage, DC	24V DC nom (18...30V DC), nonisolated DC power supply	
Power consumption, DC	50 W max (2.1A at 24V DC)	
Power supply	DIN-rail power supply, AC-to-DC, 85...265V AC, 47...63 Hz Recommended Replacement: Allen-Bradley part number 2711P-RSACDIN	
Mechanical		
Weight, approx.	1.95 kg (4.29 lb)	3.07 kg (6.75 lb)
Dimensions, HxWxD, approx.	240 x 340 x 56.5 mm (9.65 x 13.39 x 2.22 in.)	318 x 381 x 56.5mm (12.52 x 15.00 x 2.22 in.)
Cutout dimensions, HxW, approx.	218 x 312 mm (8.58 x 12.28 in.)	290 x 353 mm (11.42 x 13.90 in.)

Product Dimensions

The table provides product dimensions. The 5.7-in. and 10.4-in. touch-screen terminals are shown for illustrative purposes. All other terminal sizes look similar. For information on proper mounting clamp installation, refer to the PanelView Plus 7 Standard Terminals User Manual, publication [2711P-UM007](#).

Figure 1 - PanelView Plus 7 Standard Terminals, Front View

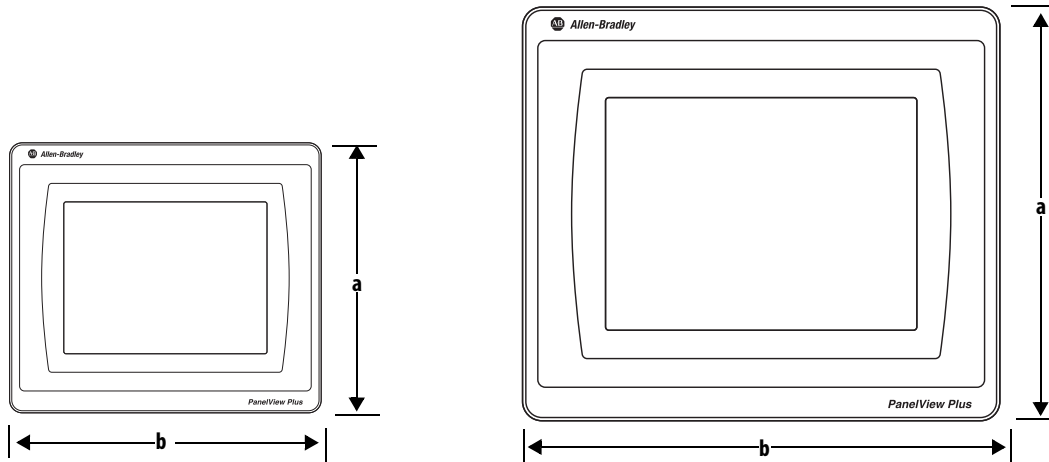


Figure 2 - PanelView Plus 7 Standard Terminals with Single Ethernet Port, Bottom View

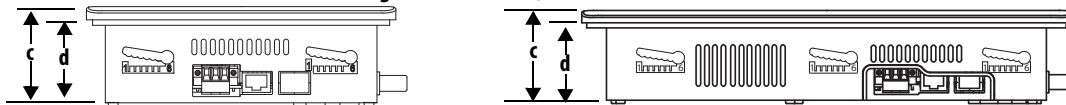


Figure 3 - PanelView Plus 7 Standard Terminals with Dual Ethernet Ports, Bottom View

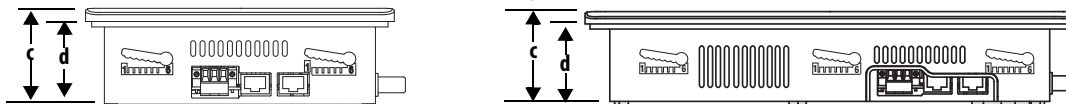


Table 6 - PanelView Plus 7 Standard Terminals Dimensions

Terminal Size	Input Type	Height (a) mm (in.)	Width (b) mm (in.)	Overall Depth (c) mm (in.)	Mounted Depth (d) mm (in.)
4.3 in.	Touch	110 (4.33)	135 (5.31)	56.5 (2.22)	50.14 (1.97)
5.7 in.	Touch	152 (5.98)	176 (6.93)	56.5 (2.22)	50.14 (1.97)
6.5 in.	Touch	170 (6.69)	212 (8.35)	56.5 (2.22)	50.14 (1.97)
9 in.	Touch	190 (7.48)	280 (11.02)	56.5 (2.22)	50.14 (1.97)
10.4 in.	Touch	252 (9.92)	297 (11.69)	56.5 (2.22)	50.14 (1.97)
12.1 in.	Touch	240 (9.65)	340 (13.39)	56.5 (2.22)	50.14 (1.97)
15 in.	Touch	318 (12.52)	381 (15.00)	56.5 (2.22)	50.14 (1.97)

TIP When mounted in a panel, the front of the bezel extends less than 6.36 mm (0.25 in.) from the front of the panel.

HMI Software



All PanelView Plus 7 terminals are configured with FactoryTalk View Studio software and have an integrated runtime system called FactoryTalk View Machine Edition Station.

Machine Edition Station runs projects developed with FactoryTalk View Studio software and is included on all PanelView Plus 7 terminals.

Two versions of FactoryTalk View Studio software support application development for PanelView Plus 7 terminals.

Cat. No. ⁽¹⁾	Description
9701-VWSTMENE	FactoryTalk View Studio for Machine Edition software - Configuration software for developing and testing machine level human machine interface (HMI) applications. Includes RSLinx® Enterprise and KEPServer Enterprise software.
9701-VWSTENE	FactoryTalk View Studio software - Configuration software for developing and testing machine level and supervisory level human machine interface (HMI) applications.

(1) Order localized versions of the software by replacing EN in the catalog number with DE for German, FR for French, JP for Japanese, or ZH for Chinese.

You can import PanelView Standard/PanelBuilder™32 and PanelView *e* applications into FactoryTalk View Studio software as Machine Edition applications by using the Machine Edition Import Wizard. The Import Wizard steps you through a few options such as scaling to a new screen resolution size, and then converts objects, text, tags, and communication configurations to ones that are available in Machine Edition.

FactoryTalk ViewPoint software, an add-on to FactoryTalk View Studio software, allows plant managers, production supervisors, system integrators, and other key stakeholders to view and control real-time plant floor operations remotely from a web browser. FactoryTalk ViewPoint enabled displays are fully scalable and animated in the browser. The remote user can also view displays that are not the active display of the terminal.

Each PanelView Plus 7 terminal contains one license supporting a single client connection to the terminal. No additional software is required.



For a complete list of available HMI software, visit <http://www.rockwellautomation.com/rockwellsoftware>.

Additional Resources

These documents contain additional information concerning related products from Rockwell Automation.

Resource	Description
PanelView Plus 7 Standard Terminals User Manual, publication 2711P-UM007	Provides details on how to install, configure, and operate the PanelView Plus 7 Standard terminals.
Industrial Automation Wiring and Grounding Guidelines, publication 1770-4.1	Provides general guidelines for installing a Rockwell Automation industrial system.
Product Certifications website, http://www.ab.com	Provides declarations of conformity, certificates, and other certification details.

You can view or download publications at <http://www.rockwellautomation.com/literature/>. To order paper copies of technical documentation, contact your local Allen-Bradley distributor or Rockwell Automation sales representative.

Notes:

Rockwell Automation Support

Use the following resources to access support information.

Technical Support Center	Knowledgebase Articles, How-to Videos, FAQs, Chat, User Forums, and Product Notification Updates.	www.rockwellautomation.com/knowledgebase
Local Technical Support Phone Numbers	Locate the phone number for your country.	www.rockwellautomation.com/global/support/get-support-now.page
Direct Dial Codes	Find the Direct Dial Code for your product. Use the code to route your call directly to a technical support engineer.	www.rockwellautomation.com/global/support/direct-dial.page
Literature Library	Installation Instructions, Manuals, Brochures, and Technical Data.	www.rockwellautomation.com/literature
Product Compatibility and Download Center (PCDC)	Get help determining how products interact, check features and capabilities, and find associated firmware.	www.rockwellautomation.com/global/support/pcdc.page

Documentation Feedback

Your comments will help us serve your documentation needs better. If you have any suggestions on how to improve this document, complete the How Are We Doing? form at http://literature.rockwellautomation.com/idc/groups/literature/documents/du/ra-du002_-en-e.pdf.

Rockwell Automation maintains current product environmental information on its website at rok.auto/pec

Allen-Bradley, CompactLogix, ControlLogix, FactoryTalk, LISTEN. THINK. SOLVE., PanelBuilder, PanelView, Rockwell Automation, Rockwell Software, and RSLinx are trademarks of Rockwell Automation, Inc.

EtherNet/IP is a trademark of ODVA, Inc.

SD and SDHC are trademarks of SD-3C LLC.

Trademarks not belonging to Rockwell Automation are property of their respective companies.

Rockwell Otomasyon Ticaret A.Ş., Kar Plaza İş Merkezi E Blok Kat:6 34752 İçerenköy, İstanbul, Tel: +90 (216) 5698400

www.rockwellautomation.com

Power, Control and Information Solutions Headquarters

Americas: Rockwell Automation, 1201 South Second Street, Milwaukee, WI 53204-2496 USA, Tel: (1) 414.382.2000, Fax: (1) 414.382.4444

Europe/Middle East/Africa: Rockwell Automation NV, Pegasus Park, De Kleetlaan 12a, 1831 Diegem, Belgium, Tel: (32) 2 663 0600, Fax: (32) 2 663 0640

Asia Pacific: Rockwell Automation, Level 14, Core F, Cyberport 3, 100 Cyberport Road, Hong Kong, Tel: (852) 2887 4788, Fax: (852) 2508 1846